

# ESG Pfandbrief

Quarterly Reporting: Q2 2017





# Contents

Outstanding ESG Pfandbrief and related cover assets	3
Loan to value ratios	4
Maturity of cover assets	5
Mortgage loans by volume	6
Mortgage loans by region	7
Payments in arrears	8
Contact information	9
Appendix	10

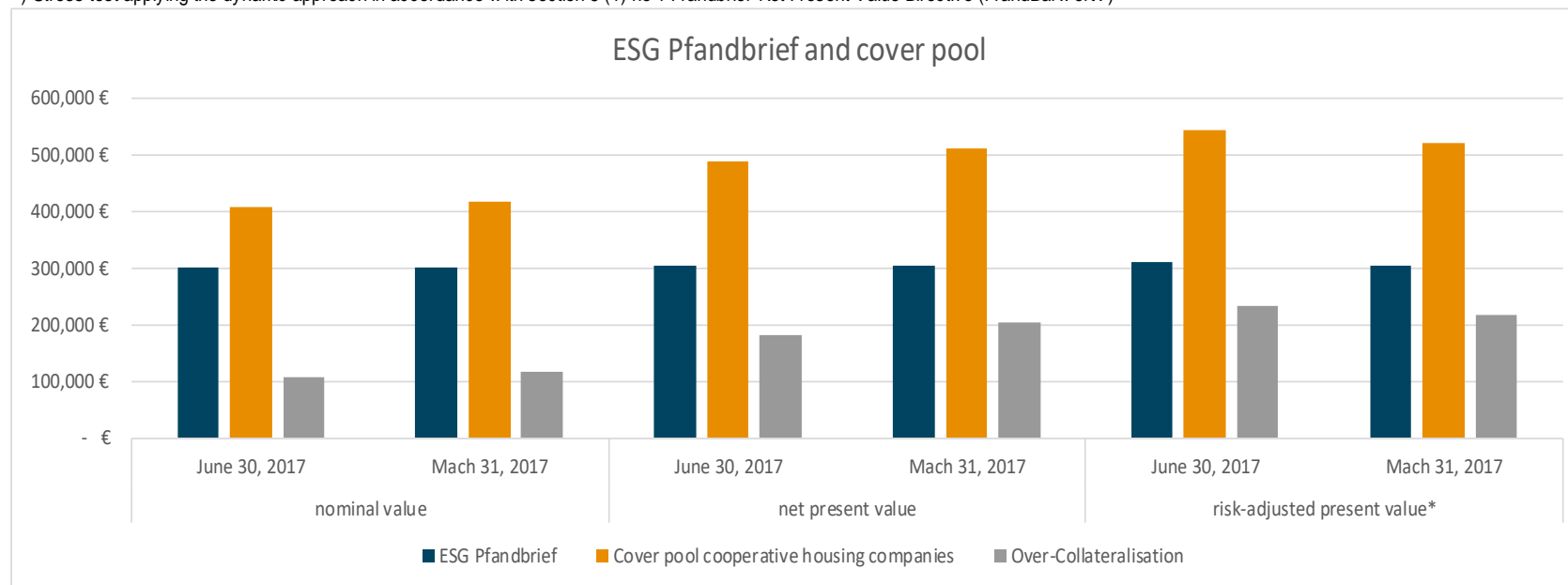


# Outstanding ESG Pfandbrief and related cover assets

## Outstanding ESG Pfandbrief and related cover assets

€ thousand	nominal value		net present value		risk-adjusted present value*	
	June 30, 2017	Mach 31, 2017	June 30, 2017	Mach 31, 2017	June 30, 2017	Mach 31, 2017
ESG Pfandbrief	300,000 €	300,000 €	304,063 €	304,041 €	310,950 €	303,374 €
Cover pool cooperative housing companies	406,634 €	418,640 €	486,869 €	509,919 €	543,568 €	520,119 €
<b>Over-Collateralisation</b>	<b>106,634 €</b>	<b>118,640 €</b>	<b>182,805 €</b>	<b>205,878 €</b>	<b>232,618 €</b>	<b>216,745 €</b>

\*) Stress test applying the dynamic approach in accordance with section 5 (1) no 1 Pfandbrief-Net Present Value Directive (PfandBarwertV)

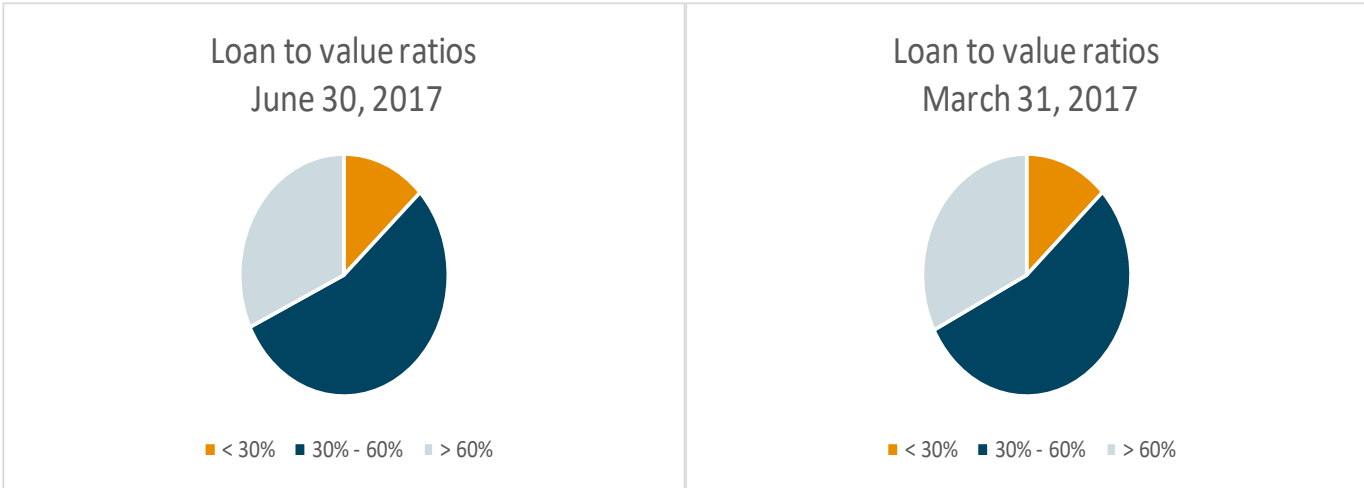




# Loan to value ratios

Loan to value ratios

LTV		< 30%	30% - 60%	> 60%
		€ thousand	€ thousand	€ thousand
Cover pool €	June 30, 2017	53,012 €	223,149 €	130,472 €
	Mach 31, 2017	54,325 €	228,189 €	136,126 €





# Maturity of cover assets

Time to maturity of the ESG Pfandbrief related cover assets

Maturity:	June 30, 2017	Mach 31, 2017
	Cover pool	Cover pool
<= 0.5 year	24,213,415 €	28,147,116 €
> 0.5 year and <= 1 year	23,584,256 €	28,795,292 €
> 1 year and <= 1.5 years	21,486,310 €	13,788,154 €
> 1.5 years and <= 2 years	12,764,362 €	22,648,898 €
> 2 years and <= 3 years	16,037,603 €	16,652,964 €
> 3 years and <= 4 years	24,257,062 €	24,677,710 €
> 4 years and <= 5 years	29,236,407 €	29,064,127 €
> 5 years and <= 10 years	218,309,702 €	213,814,257 €
> 10 years	36,744,779 €	41,051,270 €

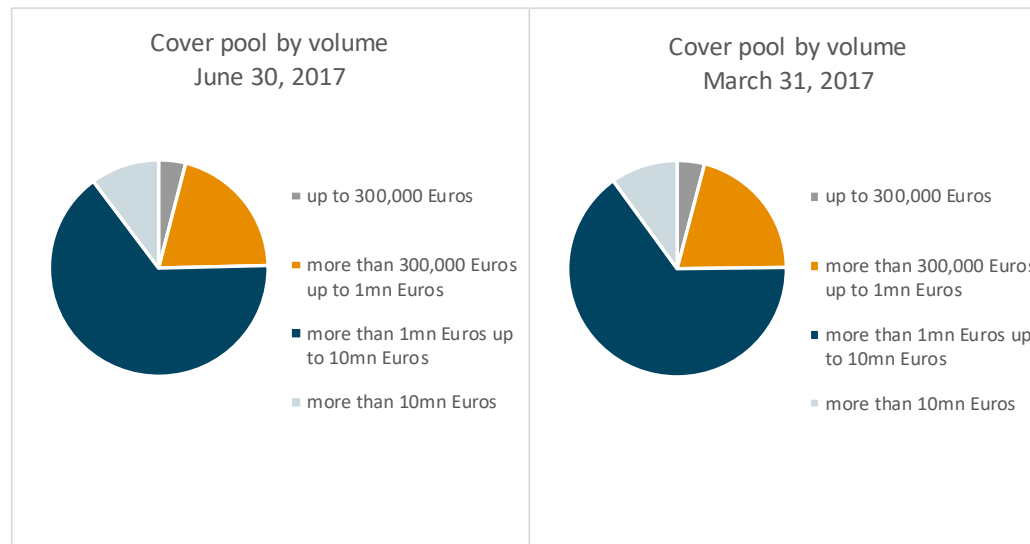




# Mortgage loans by volume

Mortgage loans used as cover according to their amount in tranches

	June 30, 2017			Mach 31, 2017		
	€ thousand	in %	Number of loans	€ thousand	in %	Number of loans
up to 300,000 Euros	16,150 €	3.97	210	16,937 €	4.05	210
more than 300,000 Euros up to 1mn Euros	84,061 €	20.67	142	86,960 €	20.77	147
more than 1mn Euros up to 10mn Euros	264,974 €	65.16	117	273,186 €	65.26	121
more than 10mn Euros	41,449 €	10.19	3	41,557 €	9.93	3
<b>Total - all states</b>	<b>406,634 €</b>	<b>100.00</b>	<b>472</b>	<b>418,640 €</b>	<b>100.00</b>	<b>481</b>





# Mortgage loans by region

Cover assets of the ESG Pfandbrief according to their region

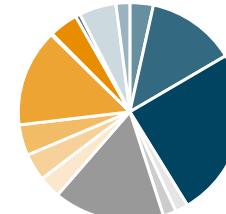
Germany	June 30, 2017		March 31, 2017	
	€	in %	€	in %
Baden-Württemberg	12,452,298 €	3.06	14,137,699 €	3.38
Bavaria	51,341,405 €	12.63	54,678,583 €	13.06
Berlin	103,834,471 €	25.54	104,455,411 €	24.95
Brandenburg	7,597,417 €	1.87	7,668,965 €	1.83
Bremen	5,839,073 €	1.44	7,938,075 €	1.90
Hamburg	66,494,460 €	16.35	67,379,972 €	16.09
Hesse	13,683,248 €	3.37	13,742,524 €	3.28
Mecklenburg-Western Pomerania	16,003,088 €	3.94	16,830,657 €	4.02
Lower Saxony	18,883,729 €	4.64	19,126,185 €	4.57
North Rhine-Westphalia	59,612,836 €	14.66	60,308,533 €	14.41
Rhineland-Palatinate	873,281 €	0.21	885,661 €	0.21
Saxony	17,671,341 €	4.35	17,713,753 €	4.23
Saxony-Anhalt	2,745,855 €	0.68	2,843,999 €	0.68
Schleswig-Holstein	21,320,678 €	5.24	22,554,671 €	5.39
Thuringia	8,280,717 €	2.04	8,375,102 €	2.00
<b>Total - all states</b>	<b>406,633,896 €</b>	<b>100.00</b>	<b>418,639,787 €</b>	<b>100.00</b>

Cover pool by region, 30/06/2017



- Baden-Württemberg
- Bavaria
- Berlin
- Brandenburg
- Bremen
- Hamburg
- Hesse
- Mecklenburg-Western Pomerania
- Lower Saxony
- North Rhine-Westphalia
- Rhineland-Palatinate
- Saxony
- Saxony-Anhalt
- Schleswig-Holstein
- Thuringia

Cover pool by region, 31/03/2017



- Baden-Württemberg
- Bavaria
- Berlin
- Brandenburg
- Bremen
- Hamburg
- Hesse
- Mecklenburg-Western Pomerania
- Lower Saxony
- North Rhine-Westphalia
- Rhineland-Palatinate
- Saxony
- Saxony-Anhalt
- Schleswig-Holstein
- Thuringia



# Payments in arrears

Outstanding payments on cover pool of the ESG Pfandbrief

	June 30, 2017		Mach 31, 2017	
	Total amount of payments in arrears for at least 90 days	total amount of these claims inasmuch as the respective amount in arrears is at least 5 percent of the claim	Total amount of payments in arrears for at least 90 days	total amount of these claims inasmuch as the respective amount in arrears is at least 5 percent of the claim
	€ thousand	€ thousand	€ thousand	€ thousand
<b>Germany</b>	0	0	0	0
<b>Total - all states</b>	<b>0</b>	<b>0</b>	<b>0</b>	<b>0</b>





## Contact Information

Münchener Hypothekenbank eG  
Karl-Scharnagl-Ring 10  
D-80539 München

Telephone: +49-89-5387-0  
Telefax: +49-89-5387-243  
Reuters: MHB01  
Internet: <http://www.muenchenerhyp.de>

### **Treasury – Debt Investor Relations**

Rafael Scholz [rafael.scholz@muenchenerhyp.de](mailto:rafael.scholz@muenchenerhyp.de) Tel. +49-89-5387-106  
Claudia Bärdges-Koch [claudia.baerdges-koch@muenchenerhyp.de](mailto:claudia.baerdges-koch@muenchenerhyp.de) Tel. +49-89-5387-110

### **Sustainability**

Dr. Johanna Dichtl [johanna.dichtl@muenchenerhyp.de](mailto:johanna.dichtl@muenchenerhyp.de) Tel. +49-89-5387-577



# Disclaimer

This MATERIAL IS PROVIDED SOLELY FOR INFORMATIONAL PURPOSES AND is not an offer for sale of, or an invitation for the subscription or purchase, of securities offered by THE BANK in the United States or in any other jurisdiction.

Such securities may not be offered, sold or delivered in the United States or to, or for the account or benefit of, US persons (as such terms are defined in Regulations S under the U.S. Securities Act of 1933, as amended (the “Securities Act”)) unless registered under the Securities Act or pursuant to an exemption from such registration. Such securities have not been and will not be registered under the Securities Act. Any offer of such Securities in the United States will only be made by means of an offering circular that will contain detailed information about the Bank and its management, as well as financial statements.

## **Zukunftsbezogene Aussagen**

Die Präsentation enthält zukunftsbezogene Aussagen. Diese zukunftsbezogenen Aussagen basieren auf den derzeitigen Erwartungen und Prognosen der Bank im Hinblick auf zukünftige Ergebnisse und sind mit Risiken, Unsicherheiten und Vermutungen verbunden, die die Bank und ihr Geschäftsfeld betreffen.

Risiken, Unsicherheiten und Annahmen können dazu führen, dass die tatsächlichen Ergebnisse, Leistungen und erreichten Ziele der Bank wesentlich von den durch solche zukunftsbezogenen Aussagen ausdrücklich oder implizit umschriebenen zukünftigen Ergebnisse, Leistungen oder Zielen abweichen können. Darüber hinaus sollten potentielle Investoren beachten, dass Aussagen über in der Vergangenheit liegende Trends und Ereignisse keine Garantie dafür bedeuten, dass sich diese Trends und Ereignisse auch zukünftig fortsetzen werden. Die Bank übernimmt keinerlei Verpflichtung, zukunftsgerichtete Aussagen aufgrund von neuen Informationen, zukünftigen Ereignissen oder aus anderen Gründen öffentlich zu aktualisieren oder zu revidieren.