

ESG Pfandbrief

Quarterly Reporting: Q1 2018





Contents

Outstanding ESG Pfandbrief and related cover assets	3
Loan to value ratios	4
Maturity of cover assets	5
Mortgage loans by volume	6
Mortgage loans by region	7
Payments in arrears	8
Contact information	9
Appendix	10

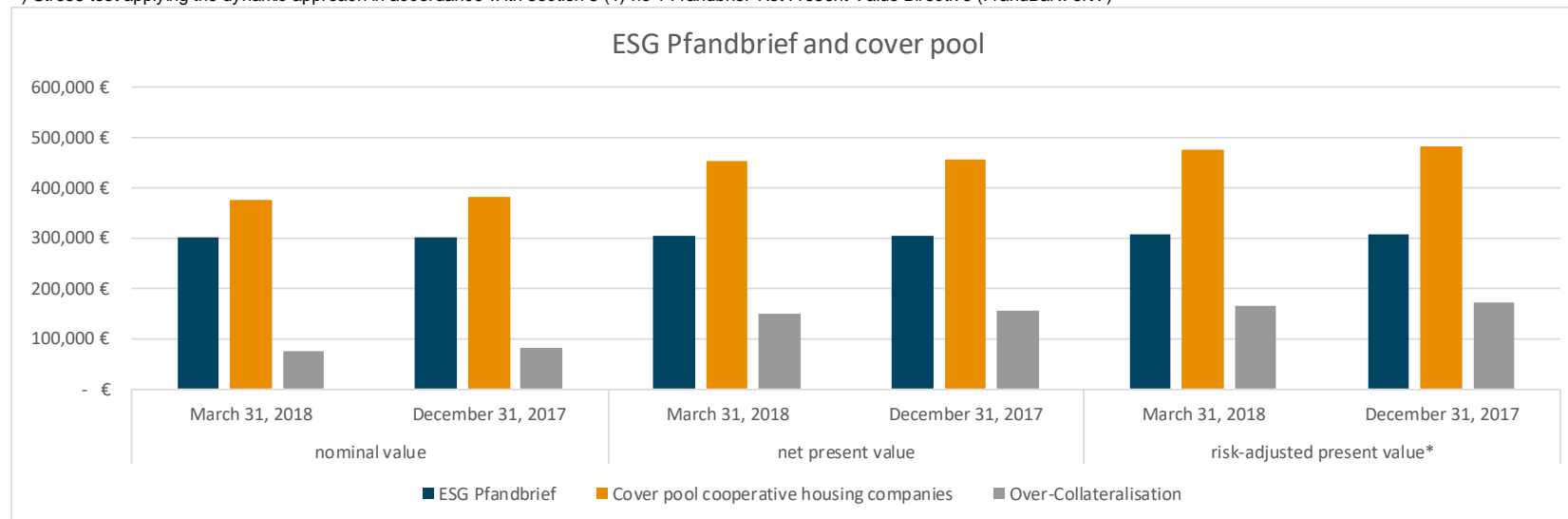


Outstanding ESG Pfandbrief and related cover assets

Outstanding ESG Pfandbrief and related cover assets

€ thousand	nominal value		net present value		risk-adjusted present value*	
	March 31, 2018	December 31, 2017	March 31, 2018	December 31, 2017	March 31, 2018	December 31, 2017
ESG Pfandbrief	300,000 €	300,000 €	303,288 €	303,231 €	307,911 €	308,601 €
Cover pool cooperative housing companies	374,580 €	380,864 €	452,450 €	457,590 €	474,598 €	482,302 €
Over-Collateralisation	74,580 €	80,864 €	149,162 €	154,360 €	166,687 €	173,701 €

*) Stress test applying the dynamic approach in accordance with section 5 (1) no 1 Pfandbrief-Net Present Value Directive (PfandBarwertV)






Loan to value ratios

Loan to value ratios

LTV		< 30%	30% - 60%	> 60%
		€ thousand	€ thousand	€ thousand
Cover pool €	March 31, 2018	38,443 €	212,237 €	123,900 €
	December 31, 2017	44,860 €	209,246 €	126,758 €



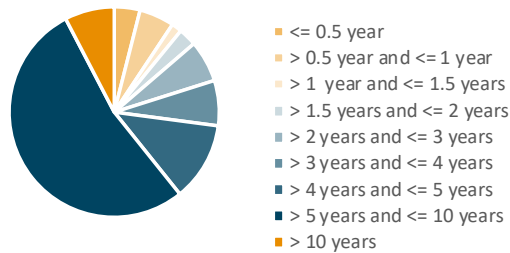


Maturity of cover assets

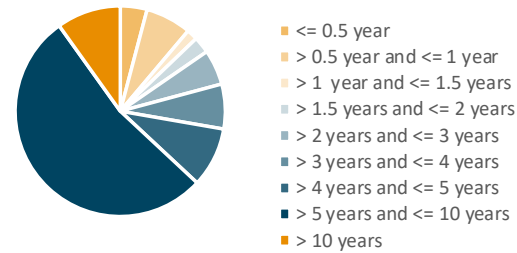
Time to maturity of the ESG Pfandbrief related cover assets

Maturity:	March 31, 2018	December 31, 2017
	Cover pool	Cover pool
<= 0.5 year	14,929,051 €	15,678,069 €
> 0.5 year and <= 1 year	20,178,508 €	26,818,820 €
> 1 year and <= 1.5 years	5,923,938 €	6,476,204 €
> 1.5 years and <= 2 years	10,452,892 €	9,695,976 €
> 2 years and <= 3 years	23,982,474 €	20,655,910 €
> 3 years and <= 4 years	25,957,372 €	26,275,247 €
> 4 years and <= 5 years	45,535,102 €	35,044,576 €
> 5 years and <= 10 years	199,004,449 €	202,584,390 €
> 10 years	28,616,651 €	37,635,183 €

Cover pool by maturity
March 31, 2018



Cover pool by maturity
Dezember 31, 2017

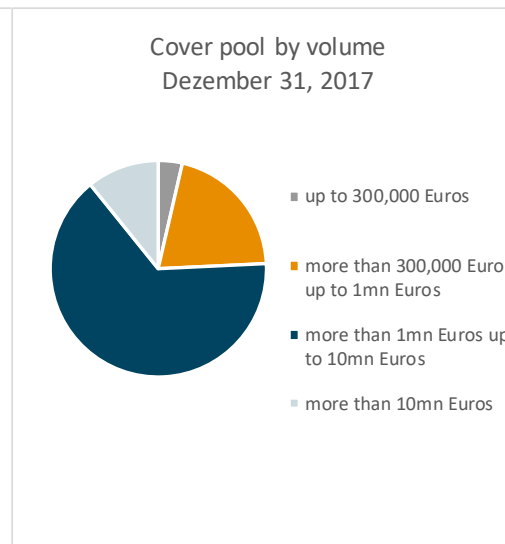
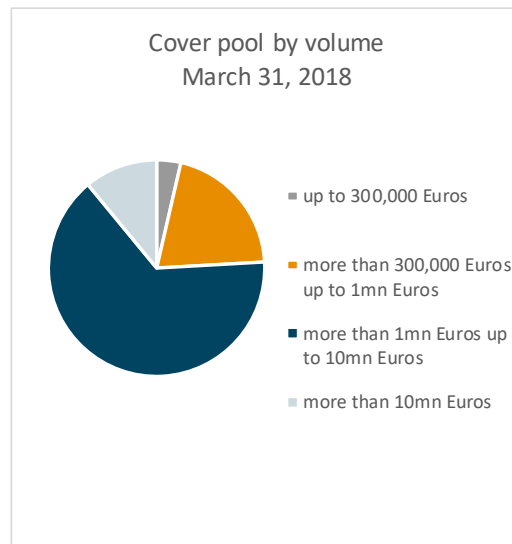




Mortgage loans by volume

Mortgage loans used as cover according to their amount in tranches

	March 31, 2018			December 31, 2017		
	€ thousand	in %	Number of loans	€ thousand	in %	Number of loans
up to 300,000 Euros	13.470	3,60	194	13.580	3,57	191
more than 300,000 Euros up to 1mn Euros	76.898	20,53	126	78.758	20,68	130
more than 1mn Euros up to 10mn Euros	243.092	64,90	107	247.296	64,93	109
more than 10mn Euros	41.120	10,98	3	41.230	10,83	3
Total - all states	374.580	100,00	430	380.864	100,00	433



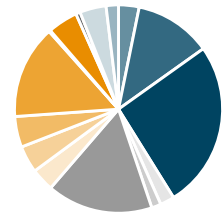


Mortgage loans by region

Cover assets of the ESG Pfandbrief according to their region

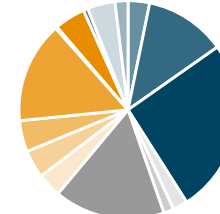
Germany	March 31, 2018		December 31, 2017	
	€	in %	€	in %
Baden-Württemberg	11.963.052	3,18	12.127.541	3,05
Bavaria	44.812.083	12,07	45.982.387	11,63
Berlin	97.255.519	25,70	97.887.930	25,62
Brandenburg	8.311.665	2,21	8.404.836	2,11
Bremen	5.524.861	1,48	5.630.208	1,42
Hamburg	61.840.076	16,46	62.684.217	16,52
Hesse	13.337.000	3,56	13.553.665	3,38
Mecklenburg-Western Pomerania	15.724.314	4,15	15.818.243	3,95
Lower Saxony	17.820.673	4,60	17.504.841	4,41
North Rhine-Westphalia	54.557.506	15,08	57.421.541	15,23
Rhineland-Palatinate	835.465	0,22	848.184	0,21
Saxony	17.541.682	4,62	17.585.310	4,38
Saxony-Anhalt	2.442.294	0,67	2.545.648	0,66
Schleswig-Holstein	15.416.880	4,10	15.621.818	5,39
Thuringia	7.197.367	1,90	7.248.006	2,03
Total - all states	374.580.437 €	100,00	380.864.374 €	100,00

Cover pool by region, 31/03/2018



- Baden-Württemberg
- Berlin
- Bremen
- Hesse
- Lower Saxony
- Rhineland-Palatinate
- Saxony-Anhalt
- Thuringia
- Bavaria
- Brandenburg
- Hamburg
- Mecklenburg-Western Pomerania
- North Rhine-Westphalia
- Saxony
- Schleswig-Holstein

Cover pool by region, 31/12/2017



- Baden-Württemberg
- Berlin
- Bremen
- Hesse
- Lower Saxony
- Rhineland-Palatinate
- Saxony-Anhalt
- Thuringia
- Bavaria
- Brandenburg
- Hamburg
- Mecklenburg-Western Pomerania
- North Rhine-Westphalia
- Saxony
- Schleswig-Holstein



Payments in arrears

Outstanding payments on cover pool of the ESG Pfandbrief

	March 31, 2018		December 31, 2017	
	Total amount of payments in arrears for at least 90 days	total amount of these claims inasmuch as the respective amount in arrears is at least 5 percent of the claim	Total amount of payments in arrears for at least 90 days	total amount of these claims inasmuch as the respective amount in arrears is at least 5 percent of the claim
	€ thousand	€ thousand	€ thousand	€ thousand
Germany	0	0	0	0
Total - all states	0	0	0	0



Contact Information

Münchener Hypothekenbank eG
Karl-Scharnagl-Ring 10
D-80539 München

Telephone: +49-89-5387-0
Telefax: +49-89-5387-243
Reuters: MHB01
Internet: <http://www.muenchenerhyp.de>

Treasury – Debt Investor Relations

Rafael Scholz rafael.scholz@muenchenerhyp.de Tel. +49-89-5387-106
Claudia Bärdges-Koch claudia.baerdges-koch@muenchenerhyp.de Tel. +49-89-5387-110

Sustainability

Dr. Johanna Dichtl johanna.dichtl@muenchenerhyp.de Tel. +49-89-5387-577



Disclaimer

This MATERIAL IS PROVIDED SOLELY FOR INFORMATIONAL PURPOSES AND is not an offer for sale of, or an invitation for the subscription or purchase, of securities offered by THE BANK in the United States or in any other jurisdiction.

Such securities may not be offered, sold or delivered in the United States or to, or for the account or benefit of, US persons (as such terms are defined in Regulations S under the U.S. Securities Act of 1933, as amended (the “Securities Act”)) unless registered under the Securities Act or pursuant to an exemption from such registration. Such securities have not been and will not be registered under the Securities Act. Any offer of such Securities in the United States will only be made by means of an offering circular that will contain detailed information about the Bank and its management, as well as financial statements.

Zukunftsbezogene Aussagen

Die Präsentation enthält zukunftsbezogene Aussagen. Diese zukunftsbezogenen Aussagen basieren auf den derzeitigen Erwartungen und Prognosen der Bank im Hinblick auf zukünftige Ergebnisse und sind mit Risiken, Unsicherheiten und Vermutungen verbunden, die die Bank und ihr Geschäftsfeld betreffen.

Risiken, Unsicherheiten und Annahmen können dazu führen, dass die tatsächlichen Ergebnisse, Leistungen und erreichten Ziele der Bank wesentlich von den durch solche zukunftsbezogenen Aussagen ausdrücklich oder implizit umschriebenen zukünftigen Ergebnisse, Leistungen oder Zielen abweichen können. Darüber hinaus sollten potentielle Investoren beachten, dass Aussagen über in der Vergangenheit liegende Trends und Ereignisse keine Garantie dafür bedeuten, dass sich diese Trends und Ereignisse auch zukünftig fortsetzen werden. Die Bank übernimmt keinerlei Verpflichtung, zukunftsgerichtete Aussagen aufgrund von neuen Informationen, zukünftigen Ereignissen oder aus anderen Gründen öffentlich zu aktualisieren oder zu revidieren.