

ESG Pfandbrief

Quarterly Reporting: Q1 2019





Contents

Outstanding ESG Pfandbrief and related cover assets	3
Loan to value ratios	4
Maturity of cover assets	5
Mortgage loans by volume	6
Mortgage loans by region	7
Payments in arrears	8
Contact information	9
Appendix	10

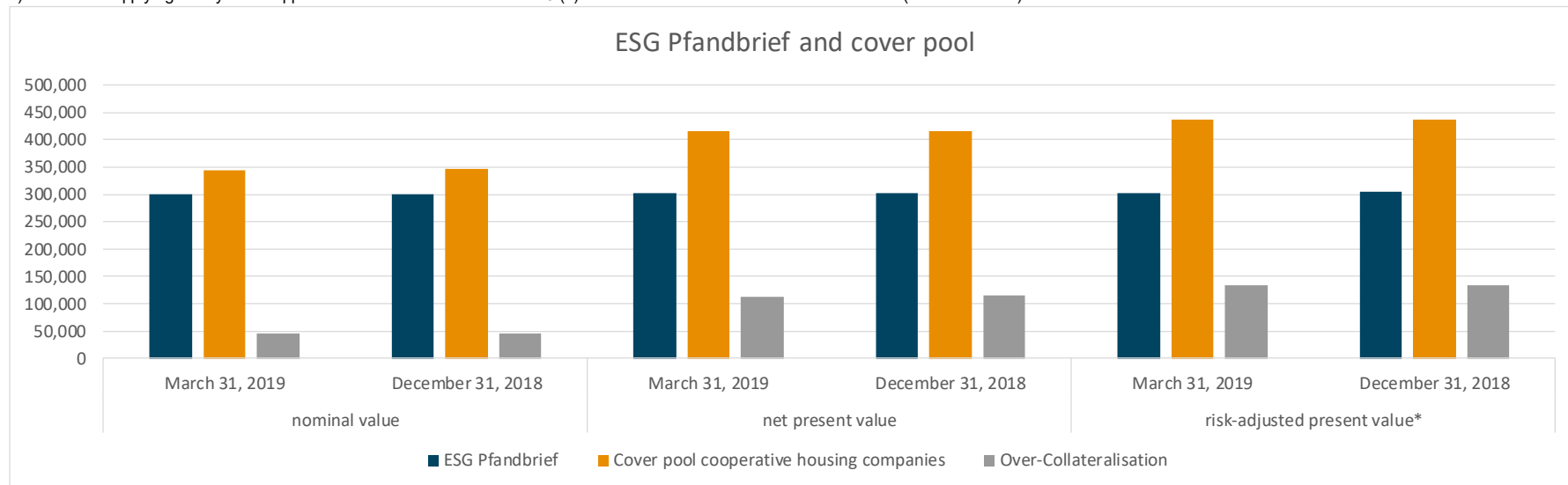


Outstanding ESG Pfandbrief and related cover assets

Outstanding ESG Pfandbrief and related cover assets

€ thousand	nominal value		net present value		risk-adjusted present value*	
	March 31, 2019	December 31, 2018	March 31, 2019	December 31, 2018	March 31, 2019	December 31, 2018
ESG Pfandbrief	300,000	300,000	301,482	301,717	302,990	303,995
Cover pool cooperative housing companies	345,184	346,347	415,170	416,607	435,845	436,628
Over-Collateralisation	45,184	46,347	113,687	114,890	132,854	132,633

*) Stress test applying the dynamic approach in accordance with section 5 (1) no 1 Pfandbrief-Net Present Value Directive (PfandBarwertV)






Loan to value ratios

Loan to value ratios

LTV		< 30%	30% - 60%	> 60%
		€ thousand	€ thousand	€ thousand
Cover pool €	March 31, 2019	34,036.08	206,013.16	105,134.66
	December 31, 2018	35,750.23	198,720.58	111,876.07

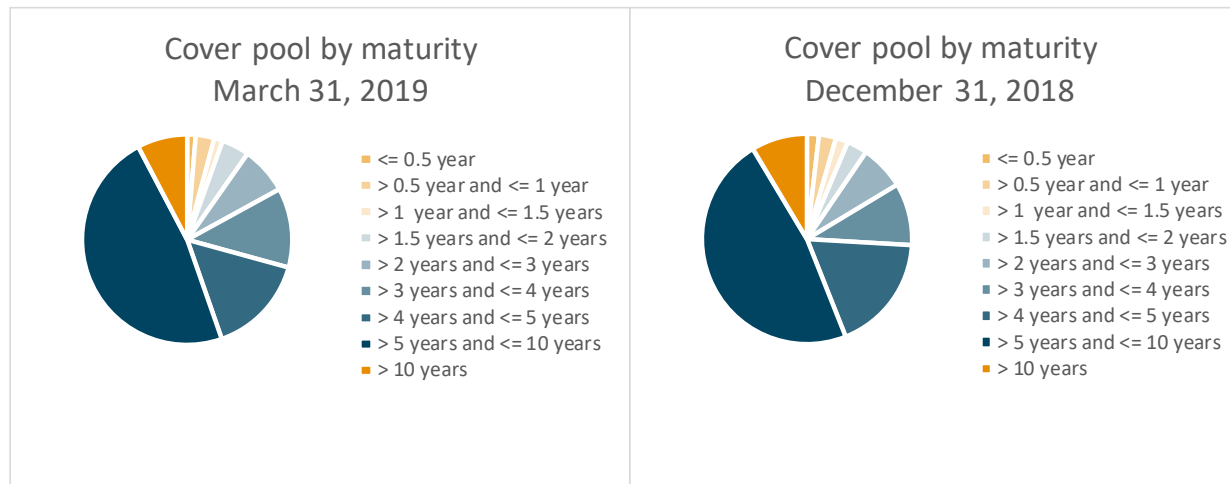




Maturity of cover assets

Time to maturity of the ESG Pfandbrief related cover assets

	March 31, 2019	December 31, 2018
Maturity:	Cover pool	Cover pool
<= 0.5 year	4,568,941.68	6,363,353.98
> 0.5 year and <= 1 year	9,818,889.40	9,118,202.73
> 1 year and <= 1.5 years	4,633,841.87	6,634,752.07
> 1.5 years and <= 2 years	14,599,318.10	10,850,037.51
> 2 years and <= 3 years	25,045,619.40	23,785,791.51
> 3 years and <= 4 years	42,353,621.65	33,021,985.25
> 4 years and <= 5 years	53,111,110.98	62,687,020.57
> 5 years and <= 10 years	164,456,756.98	164,027,787.42
> 10 years	26,595,795.66	29,857,959.80

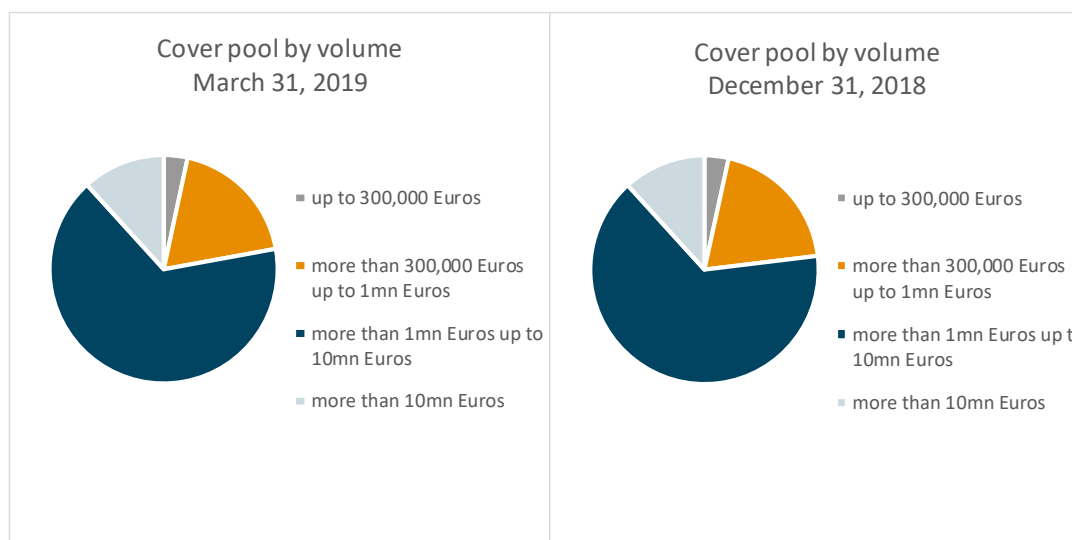




Mortgage loans by volume

Mortgage loans used as cover according to their amount in tranches

	March 31, 2019			December 31, 2018		
	€ thousand	in %	Number of loans	€ thousand	in %	Number of loans
up to 300,000 Euros	11,763	3.41	184	11,713	3.38	182
more than 300,000 Euros up to 1mn Euros	64,718	18.75	106	68,195	19.69	112
more than 1mn Euros up to 10mn Euros	228,138	66.09	96	225,761	65.18	96
more than 10mn Euros	40,565	11.75	3	40,678	11.74	3
Total - all states	345,184	100.00	389	346,347	100.00	393

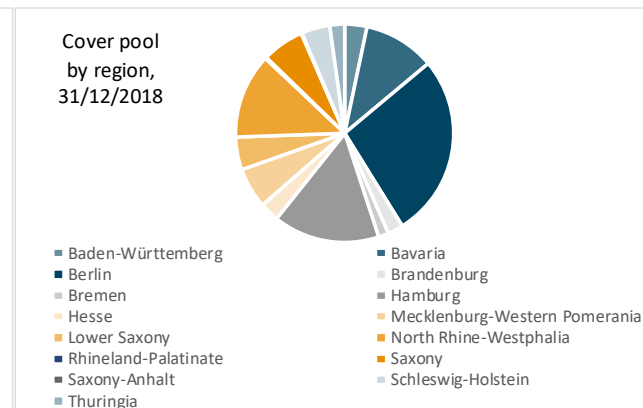
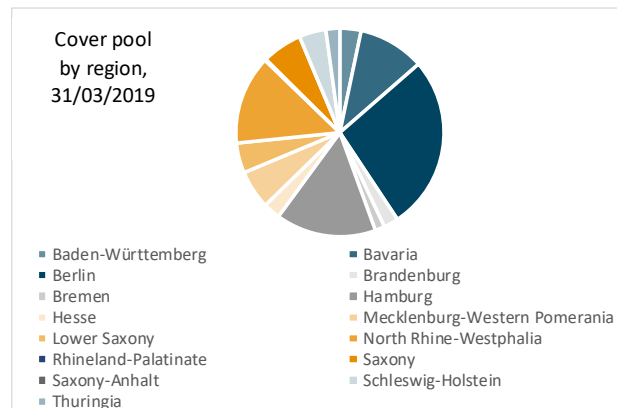




Mortgage loans by region

Cover assets of the ESG Pfandbrief according to their region

Germany	March 31, 2019		December 31, 2018	
	€	in %	€	in %
Baden-Württemberg	11,276,248.50	3.27	11,457,305.63	3.31
Bavaria	35,674,426.57	10.33	36,794,975.84	10.62
Berlin	93,535,649.73	27.10	94,104,431.96	27.17
Brandenburg	7,938,113.84	2.30	8,029,918.47	2.32
Bremen	5,097,289.14	1.48	5,205,117.13	1.50
Hamburg	53,761,120.68	15.57	54,625,476.23	15.77
Hesse	9,227,204.77	2.67	10,071,273.71	2.91
Mecklenburg-Western Pomerania	20,592,324.12	5.97	20,685,843.73	5.97
Lower Saxony	16,173,095.23	4.69	16,896,108.18	4.88
North Rhine-Westphalia	47,730,499.88	13.83	43,570,575.41	12.58
Rhineland-Palatinate	773,409.73	0.22	791,005.67	0.23
Saxony	21,405,744.21	6.20	21,501,899.95	6.21
Saxony-Anhalt	0.00	0.00	348,043.42	0.10
Schleswig-Holstein	14,492,059.85	4.20	14,717,861.80	4.25
Thuringia	7,506,709.47	2.17	7,547,053.71	2.18
Total - all states	345,183,896 €	100.00	346,346,891 €	100.00





Payments in arrears

Outstanding payments on cover pool of the ESG Pfandbrief

	March 31, 2019		December 31, 2018	
	Total amount of payments in arrears for at least 90 days	total amount of these claims inasmuch as the respective amount in arrears is at least 5 percent of the claim	Total amount of payments in arrears for at least 90 days	total amount of these claims inasmuch as the respective amount in arrears is at least 5 percent of the claim
	€ thousand	€ thousand	€ thousand	€ thousand
Germany	0	0	0	0
Total - all states	0	0	0	0



MünchenerHyp

Contact Information

Münchener Hypothekenbank eG
Karl-Scharnagl-Ring 10
D-80539 München

Telephone: +49-89-5387-0
Telefax: +49-89-5387-77-5591
Reuters: MHB01
Internet: <http://www.muenchenerhyp.de>

Treasury – Debt Investor Relations

Rafael Scholz rafael.scholz@muenchenerhyp.de Tel. +49-89-5387-88-5500
Claudia Bärdges-Koch claudia.baerdges-koch@muenchenerhyp.de Tel. +49-89-5387-88-5520

Sustainability

Dr. Johanna Dichtl johanna.dichtl@muenchenerhyp.de Tel. +49-89-5387-22-2041



Disclaimer

This MATERIAL IS PROVIDED SOLELY FOR INFORMATIONAL PURPOSES AND is not an offer for sale of, or an invitation for the subscription or purchase, of securities offered by THE BANK in the United States or in any other jurisdiction.

Such securities may not be offered, sold or delivered in the United States or to, or for the account or benefit of, US persons (as such terms are defined in Regulations S under the U.S. Securities Act of 1933, as amended (the "Securities Act")) unless registered under the Securities Act or pursuant to an exemption from such registration. Such securities have not been and will not be registered under the Securities Act. Any offer of such Securities in the United States will only be made by means of an offering circular that will contain detailed information about the Bank and its management, as well as financial statements.

Zukunftsbezogene Aussagen

Die Präsentation enthält zukunftsbezogene Aussagen. Diese zukunftsbezogenen Aussagen basieren auf den derzeitigen Erwartungen und Prognosen der Bank im Hinblick auf zukünftige Ergebnisse und sind mit Risiken, Unsicherheiten und Vermutungen verbunden, die die Bank und ihr Geschäftsfeld betreffen.

Risiken, Unsicherheiten und Annahmen können dazu führen, dass die tatsächlichen Ergebnisse, Leistungen und erreichten Ziele der Bank wesentlich von den durch solche zukunftsbezogenen Aussagen ausdrücklich oder implizit umschriebenen zukünftigen Ergebnisse, Leistungen oder Zielen abweichen können. Darüber hinaus sollten potentielle Investoren beachten, dass Aussagen über in der Vergangenheit liegende Trends und Ereignisse keine Garantie dafür bedeuten, dass sich diese Trends und Ereignisse auch zukünftig fortsetzen werden. Die Bank übernimmt keinerlei Verpflichtung, zukunftsgerichtete Aussagen aufgrund von neuen Informationen, zukünftigen Ereignissen oder aus anderen Gründen öffentlich zu aktualisieren oder zu revidieren.