


# Ecological ESG Pfandbrief

Quarterly reporting:

1.Q.2019





# Contents

Outstanding ESG Pfandbrief and related cover assets	3
Loan to value ratios	4
Maturity of cover assets	6
Mortgage loans by volume	8
Mortgage loans by region	10
Payments in arrears	12
Contact information	14
Appendix	15

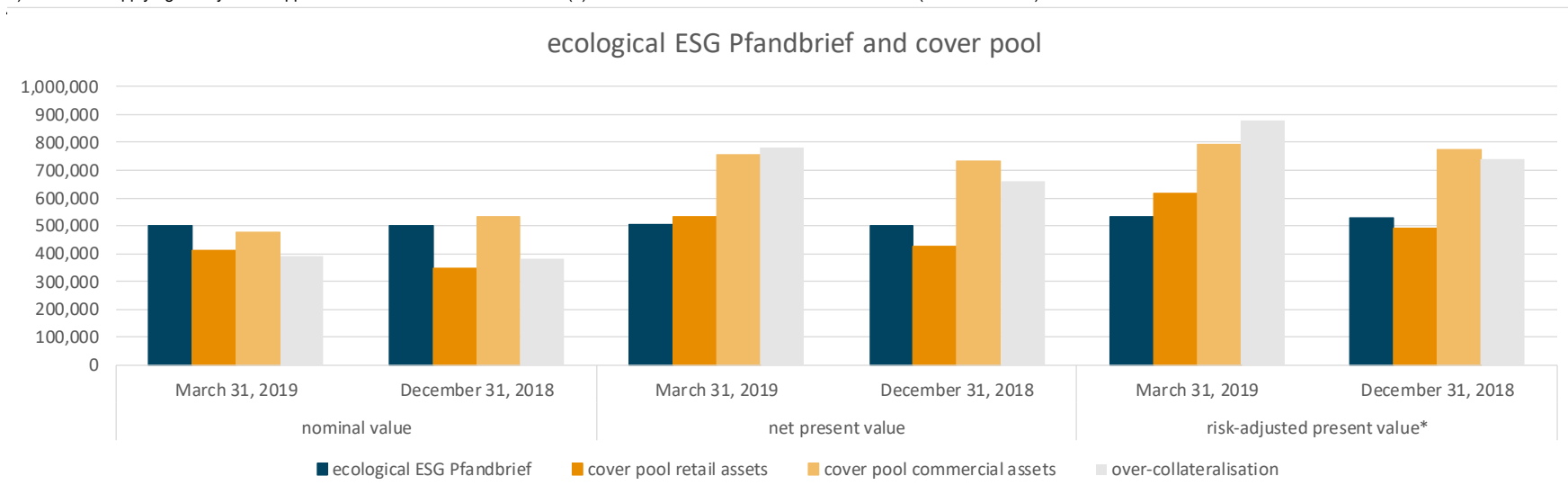


# Outstanding ecological ESG Pfandbriefe and related cover assets

## outstanding ecological ESG Pfandbriefe and related cover assets

€ thousand	nominal value		net present value		risk-adjusted present value*	
	March 31, 2019	December 31, 2018	March 31, 2019	December 31, 2018	March 31, 2019	December 31, 2018
ecological ESG Pfandbrief	500,000	500,000	506,418	501,612	530,914	527,020
cover pool retail assets	412,425	346,859	534,022	428,067	614,557	491,163
cover pool commercial assets	477,088	533,561	755,290	732,366	794,459	773,308
<b>over-collateralisation</b>	<b>389,513</b>	<b>380,420</b>	<b>782,894</b>	<b>658,821</b>	<b>878,102</b>	<b>737,451</b>

\*) stress test applying the dynamic approach in accordance with section 5 (1) no 1 Pfandbrief-Net Present Value Directive (PfandBarwertV)

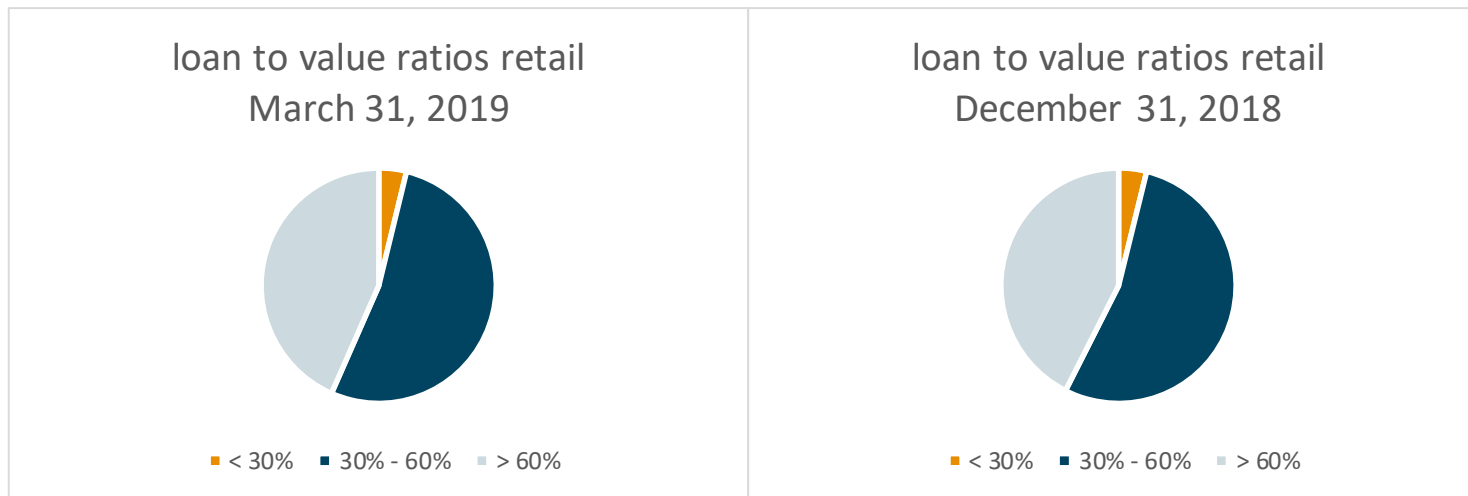




# Loan to value ratios - retail

loan to value ratios - retail

LTV		< 30%	30% - 60%	> 60%
cover pool €		€ thousand	€ thousand	€ thousand
	March 31, 2019	15,801	217,511	179,113
	December 31, 2018	13,377	185,948	147,534



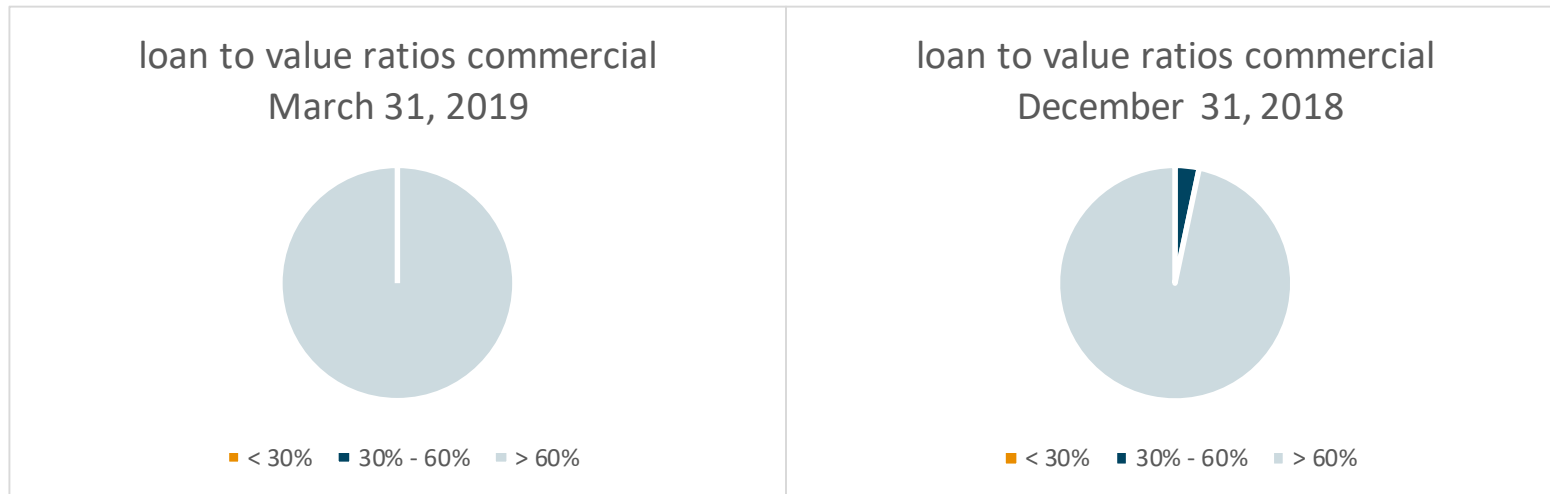
in the category loan to value >60% only the cover pool eligible part up to 60% is reported



# Loan to value ratios - commercial

loan to value ratios - commercial

LTV		< 30%	30% - 60%	> 60%
cover pool €		€ thousand	€ thousand	€ thousand
	March 31, 2019	0	0	477,088
	December 31, 2018	0	17,600	515,961



in the category loan to value >60% only the cover pool eligible part up to 60% is reported

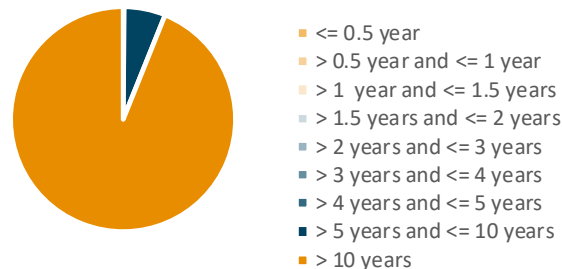


# Maturity of cover assets- retail

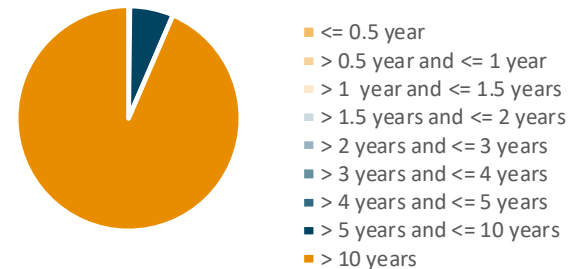
time to maturity of the ecological ESG Pfandbrief related retail cover assets

maturity:	March 31, 2019	December 31, 2018
	cover pool	cover pool
<= 0.5 year	0	0
> 0.5 year and <= 1 year	0	0
> 1 year and <= 1.5 years	0	0
> 1.5 years and <= 2 years	193,495	0
> 2 years and <= 3 years	194,926	388,936
> 3 years and <= 4 years	139,493	139,854
> 4 years and <= 5 years	132,524	66,073
> 5 years and <= 10 years	24,584,256	21,847,822
> 10 years	387,180,214	324,416,499

cover pool by maturity - retail  
March 31, 2019



cover pool by maturity - retail  
December 31, 2018



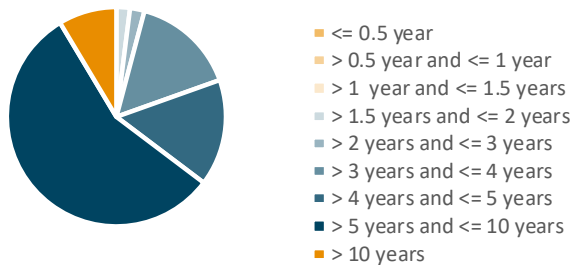


# Maturity of cover assets - commercial

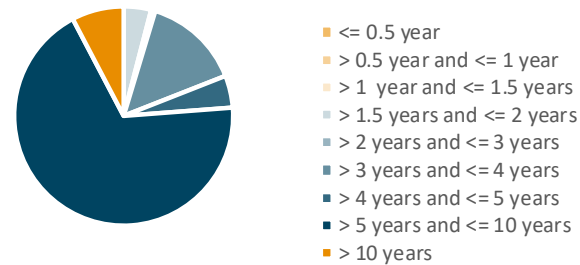
time to maturity of the ecological ESG Pfandbrief related commercial cover assets

	March 31, 2019	December 31, 2018
maturity:	cover pool	cover pool
<= 0.5 year	0	0
> 0.5 year and <= 1 year	0	0
> 1 year and <= 1.5 years	0	0
> 1.5 years and <= 2 years	9,474,000	21,570,913
> 2 years and <= 3 years	10,242,000	3,312,000
> 3 years and <= 4 years	73,697,058	76,733,090
> 4 years and <= 5 years	75,019,319	25,248,472
> 5 years and <= 10 years	267,530,907	365,571,255
> 10 years	41,125,000	41,125,000

cover pool by maturity - commercial  
March 31, 2019



cover pool by maturity - commercial  
December 31, 2018

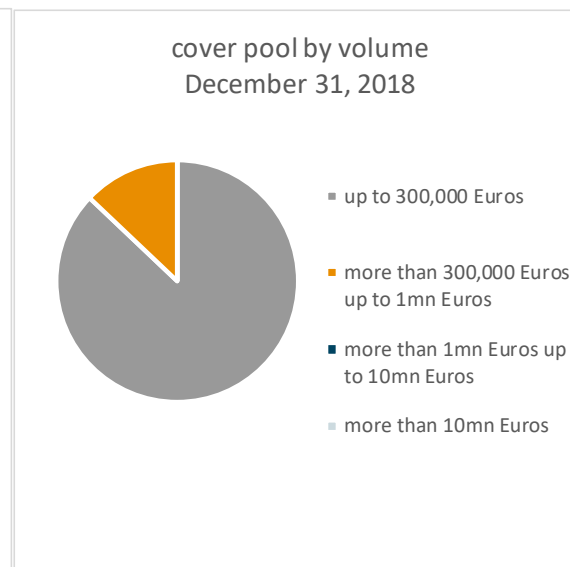
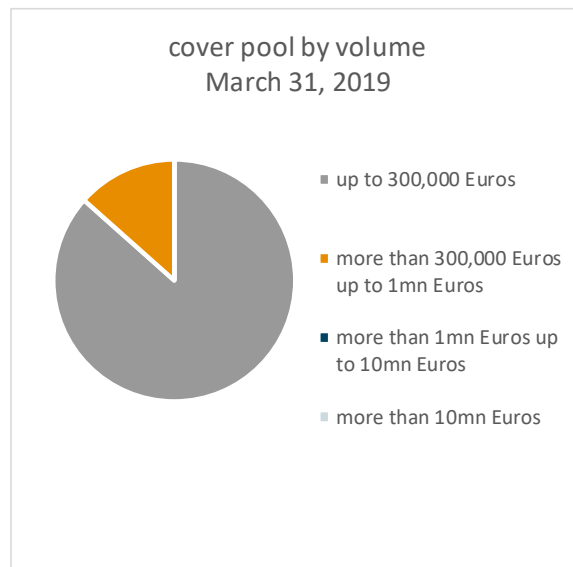




# Mortgage loans by volume - retail

retail mortgage loans used as cover assets according to their amount in tranches

	March 31, 2019			December 31, 2018		
	€ thousand	in %	Number of loans	€ thousand	in %	Number of loans
<b>up to 300,000 Euros</b>	357,001	86.56	2,120	302,116	87.10	1,804
<b>more than 300,000 Euros up to 1mn Euros</b>	55,424	13.44	144	44,743	12.90	115
<b>more than 1mn Euros up to 10mn Euros</b>	0	0.00	0	0	0.00	0
<b>more than 10mn Euros</b>	0	0.00	0	0	0.00	0
<b>Total</b>	<b>412,425</b>	<b>100.00</b>	<b>2,264</b>	<b>346,859</b>	<b>100.00</b>	<b>1,919</b>



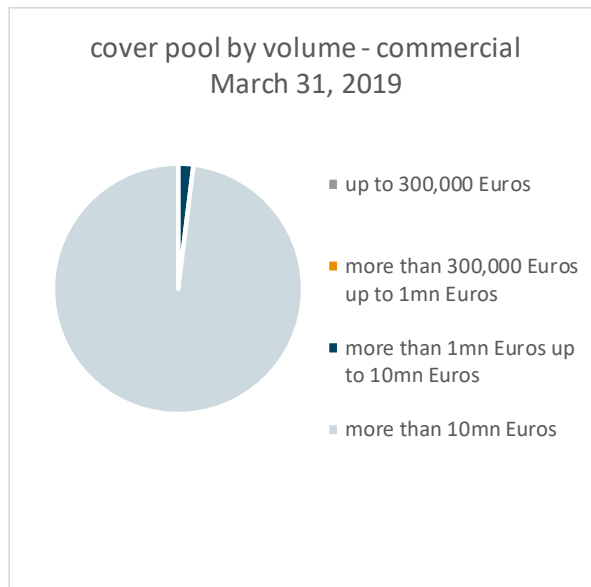




# Mortgage loans by volume - commercial

commercial mortgage loans used as cover assets according to their amount in tranches

	March 31, 2019			December 31, 2018		
	€ thousand	in %	Number of loans	€ thousand	in %	Number of loans
up to 300,000 Euros	0	0.00	0	0	0.00	0
more than 300,000 Euros up to 1mn Euros	0	0.00	0	0	0.00	0
more than 1mn Euros up to 10mn Euros	9,474	1.99	1	12,786	2.40	2
more than 10mn Euros	467,614	98.01	15	520,775	97.60	18
<b>Total - all states</b>	<b>477,088</b>	<b>100.00</b>	<b>16</b>	<b>533,561</b>	<b>100.00</b>	<b>20</b>

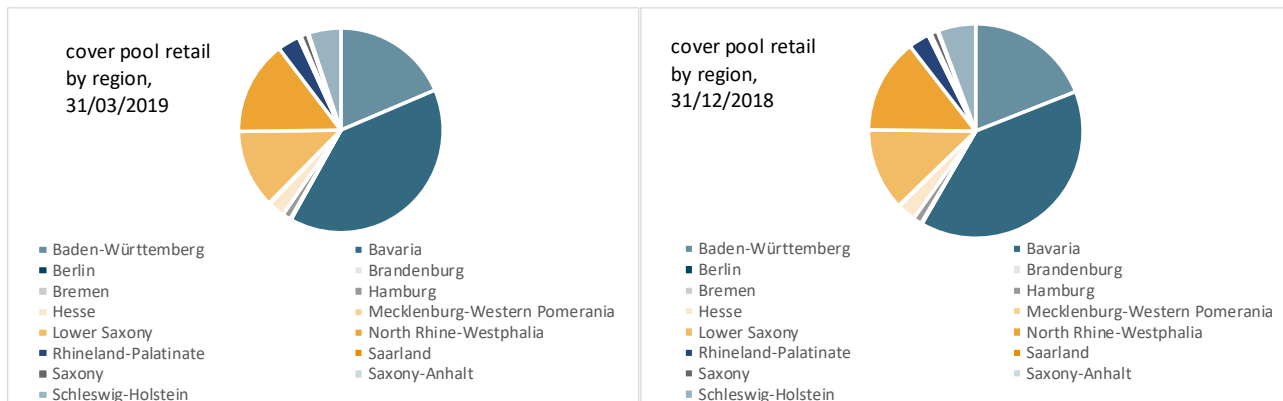




# Mortgage loans by region - retail

retail cover assets of the ecological ESG Pfandbrief according to their region

Germany	March 31, 2019		December 31, 2018	
	€	in %	€	in %
Baden-Württemberg	76,458,751	18.54	65,834,337	18.98
Bavaria	162,465,703	39.39	135,974,515	39.20
Berlin	274,716	0.07	275,268	0.08
Brandenburg	336,600	0.08	108,600	0.03
Bremen	129,600	0.03	129,600	0.04
Hamburg	5,308,486	1.29	4,592,931	1.32
Hesse	10,902,822	2.64	9,704,539	2.80
Mecklenburg-Western Pomerania	740,215	0.18	476,165	0.14
Lower Saxony	50,902,257	12.34	42,977,612	12.39
North Rhine-Westphalia	61,217,487	14.84	49,373,542	14.23
Rhineland-Palatinate	14,174,994	3.44	11,001,835	3.17
Saarland	1,870,979	0.45	1,669,570	0.48
Saxony	4,367,441	1.06	3,503,214	1.01
Saxony-Anhalt	882,093	0.21	576,071	0.17
Schleswig-Holstein	21,014,506	5.10	19,583,274	5.65
Thuringia	1,378,258	0.33	1,078,110	0.31
<b>Total - all states</b>	<b>412,424,908</b>	<b>100.00</b>	<b>346,859,184</b>	<b>100.00</b>

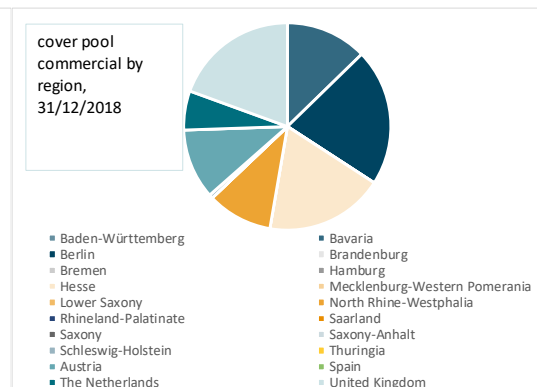
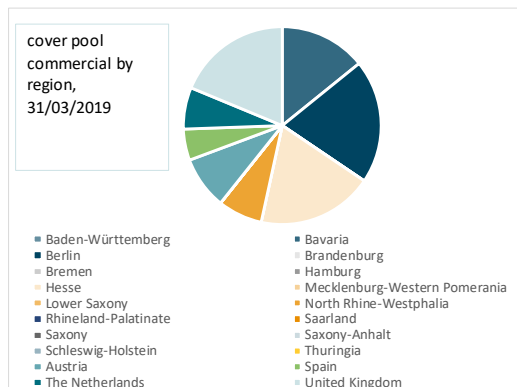




# Mortgage loans by region - commercial

commercial cover assets of the ecological ESG Pfandbrief according to their region

Germany	March 31, 2019		December 31, 2018	
	€	in %	€	in %
Baden-Württemberg	0	0.00	0	0.00
Bavaria	67,736,459	14.20	67,871,505	12.72
Berlin	96,730,000	20.28	114,330,000	21.43
Brandenburg	0	0.00	0	0.00
Bremen	0	0.00	0	0.00
Hamburg	0	0.00	0	0.00
Hesse	90,541,157	18.98	99,000,000	18.55
Mecklenburg-Western Pomerania	0	0.00	0	0.00
Lower Saxony	0	0.00	0	0.00
North Rhine-Westphalia	34,743,750	7.28	54,333,750	10.18
Rhineland-Palatinate	0	0.00	0	0.00
Saarland	0	0.00	0	0.00
Saxony	0	0.00	0	0.00
Saxony-Anhalt	0	0.00	0	0.00
Schleswig-Holstein	0	0.00	3,312,000	0.62
Thuringia	0	0.00	0	0.00
Austria	41,125,000	8.62	58,405,000	10.95
Spain	24,384,000	5.11	0	0.00
The Netherlands	32,472,000	6.81	32,472,000	6.09
United Kingdom	89,355,918	18.73	103,836,475	19.46
<b>Total - all states</b>	<b>477,088,284</b>	<b>100.00</b>	<b>533,560,731</b>	<b>100.00</b>





## Payments in arrears - retail

### outstanding payments on cover pool of the ecological ESG Pfandbrief - retail

	March 31, 2019		December 31, 2018	
	Total amount of payments in arrears for at least 90 days	total amount of these claims inasmuch as the respective amount in arrears is at least 5 percent of the claim	Total amount of payments in arrears for at least 90 days	total amount of these claims inasmuch as the respective amount in arrears is at least 5 percent of the claim
	€ thousand	€ thousand	€ thousand	€ thousand
<b>Germany</b>	0	0	0	0
<b>Total - all states</b>	<b>0</b>	<b>0</b>	<b>0</b>	<b>0</b>



## Payments in arrears - commercial

### outstanding payments on cover pool of the ecological ESG Pfandbrief - commercial

	March 31, 2019		December 31, 2018	
	Total amount of payments in arrears for at least 90 days	total amount of these claims inasmuch as the respective amount in arrears is at least 5 percent of the claim	Total amount of payments in arrears for at least 90 days	total amount of these claims inasmuch as the respective amount in arrears is at least 5 percent of the claim
	€ thousand	€ thousand	€ thousand	€ thousand
<b>Germany</b>	0	0	0	0
<b>Total - all states</b>	<b>0</b>	<b>0</b>	<b>0</b>	<b>0</b>



## Contact Information

Münchener Hypothekenbank eG  
Karl-Scharnagl-Ring 10  
D-80539 München

Telephone: +49-89-5387-0  
Telefax: +49-89-5387-77-5591  
Reuters: MHB01  
Internet: <http://www.muenchenerhyp.de>

### Treasury – Debt Investor Relations

Rafael Scholz [rafael.scholz@muenchenerhyp.de](mailto:rafael.scholz@muenchenerhyp.de) Tel. +49-89-5387-88-5500  
Claudia Bärdges-Koch [claudia.baerdges-koch@muenchenerhyp.de](mailto:claudia.baerdges-koch@muenchenerhyp.de) Tel. +49-89-5387-88-5520

### Sustainability

Dr. Johanna Dichtl [johanna.dichtl@muenchenerhyp.de](mailto:johanna.dichtl@muenchenerhyp.de) Tel. +49-89-5387-22-2041



# Disclaimer

This MATERIAL IS PROVIDED SOLELY FOR INFORMATIONAL PURPOSES AND is not an offer for sale of, or an invitation for the subscription or purchase, of securities offered by THE BANK in the United States or in any other jurisdiction.

Such securities may not be offered, sold or delivered in the United States or to, or for the account or benefit of, US persons (as such terms are defined in Regulations S under the U.S. Securities Act of 1933, as amended (the “Securities Act”)) unless registered under the Securities Act or pursuant to an exemption from such registration. Such securities have not been and will not be registered under the Securities Act. Any offer of such Securities in the United States will only be made by means of an offering circular that will contain detailed information about the Bank and its management, as well as financial statements.

## **Zukunftsbezogene Aussagen**

Die Präsentation enthält zukunftsbezogene Aussagen. Diese zukunftsbezogenen Aussagen basieren auf den derzeitigen Erwartungen und Prognosen der Bank im Hinblick auf zukünftige Ergebnisse und sind mit Risiken, Unsicherheiten und Vermutungen verbunden, die die Bank und ihr Geschäftsfeld betreffen.

Risiken, Unsicherheiten und Annahmen können dazu führen, dass die tatsächlichen Ergebnisse, Leistungen und erreichten Ziele der Bank wesentlich von den durch solche zukunftsbezogenen Aussagen ausdrücklich oder implizit umschriebenen zukünftigen Ergebnisse, Leistungen oder Zielen abweichen können. Darüber hinaus sollten potentielle Investoren beachten, dass Aussagen über in der Vergangenheit liegende Trends und Ereignisse keine Garantie dafür bedeuten, dass sich diese Trends und Ereignisse auch zukünftig fortsetzen werden. Die Bank übernimmt keinerlei Verpflichtung, zukunftsgerichtete Aussagen aufgrund von neuen Informationen, zukünftigen Ereignissen oder aus anderen Gründen öffentlich zu aktualisieren oder zu revidieren.