



MünchenerHyp

Ecological ESG Pfandbrief

Quarterly reporting: 3. Q. 2019



Outstanding ESG Pfandbrief and related cover assets	3
Loan to value ratios	4
Maturity of cover assets	6
Mortgage loan by volume	8
Mortgage loan by region	10
Appendix	12

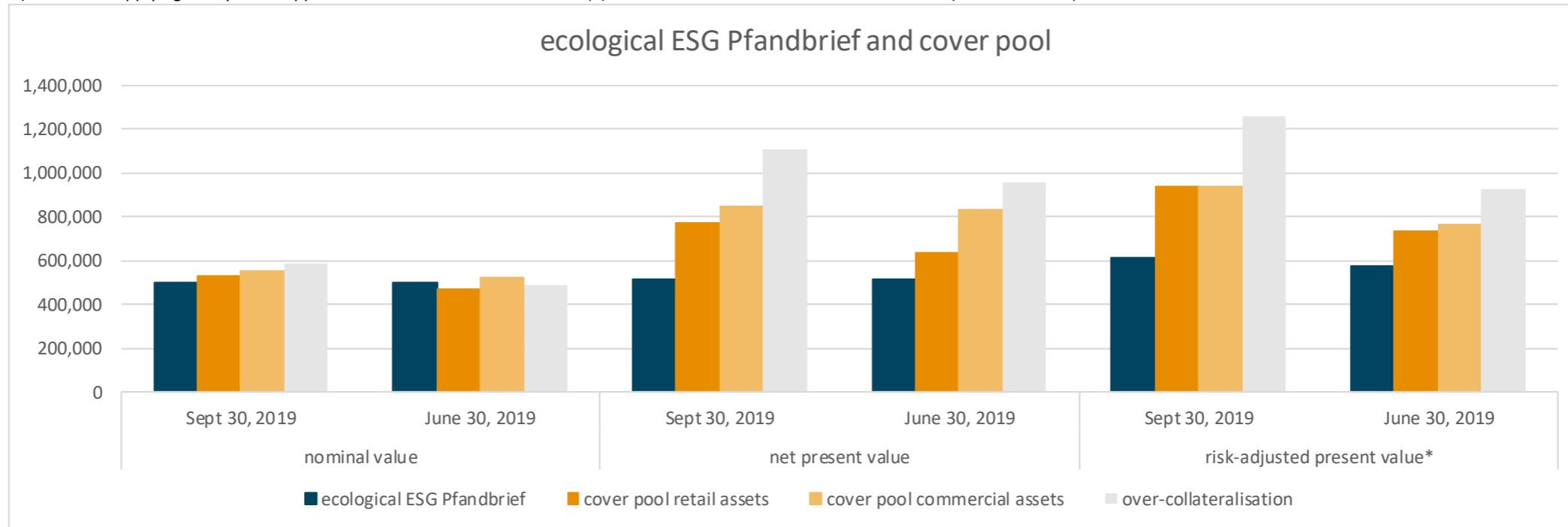
Outstanding ecological ESG Pfandbriefe and related cover assets



outstanding ecological ESG Pfandbriefe and related cover assets

€ thousand	nominal value		net present value		risk-adjusted present value*	
	Sept 30, 2019	June 30, 2019	Sept 30, 2019	June 30, 2019	Sept 30, 2019	June 30, 2019
ecological ESG Pfandbrief	500,000	500,000	515,580	512,404	615,080	574,916
cover pool retail assets	532,913	466,957	776,040	633,116	936,122	735,090
cover pool commercial	552,027	520,717	848,601	834,384	936,425	765,936
over-collateralisation	584,940	487,674	1,109,061	955,096	1,257,467	926,110

*) stress test applying the dynamic approach in accordance with section 5 (1) no 1 Pfandbrief-Net Present Value Directive (PfandBarwertV)

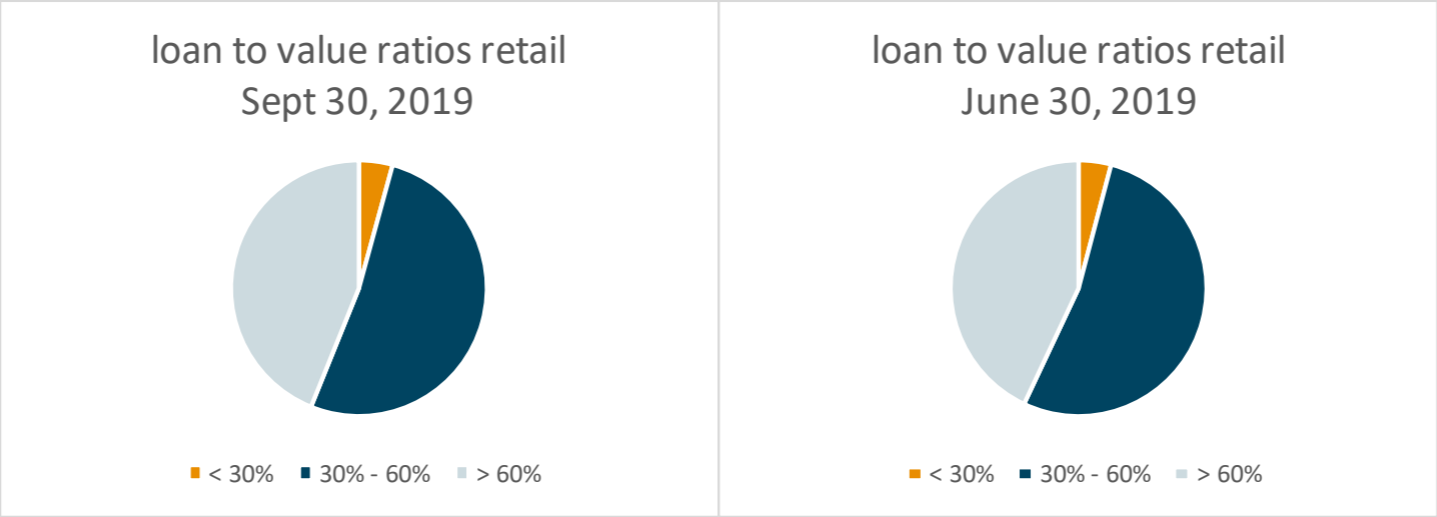


Loan to value ratios - retail



loan to value ratios - retail

LTV		< 30%	30% - 60%	> 60%
		€ thousand	€ thousand	€ thousand
cover pool €	Sept 30, 2019	22,685	276,371	233,856
	June 30, 2019	19,169	247,059	200,729



in the category loan to value >60% only the cover pool eligible part up to 60% is reported

Loan to value ratios - commercial



loan to value ratios - commercial

LTV		< 30%	30% - 60%	> 60%
		€ thousand	€ thousand	€ thousand
cover pool €	Sept 30, 2019	0	86,304	465,724
	June 30, 2019	0	31,400	489,317



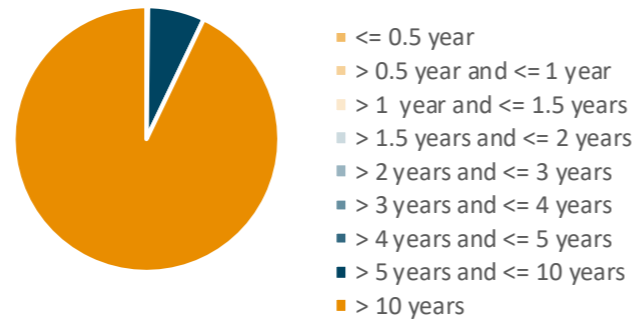
in the category loan to value >60% only the cover pool eligible part up to 60% is reported



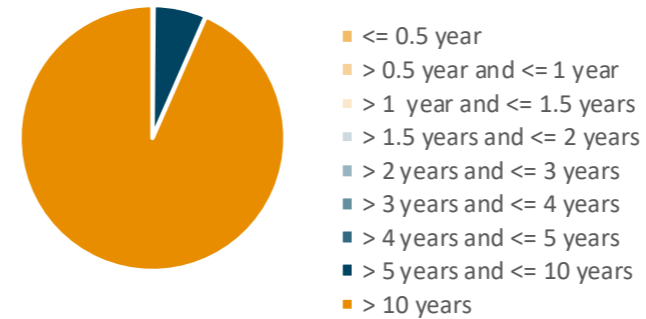
time to maturity of the ecological ESG Pfandbrief related retail cover assets

	Sept 30, 2019	June 30, 2019
maturity:	cover pool	cover pool
<= 0.5 year	0	0
> 0.5 year and <= 1 year	0	0
> 1 year and <= 1.5 years	193,495	0
> 1.5 years and <= 2 years	193,893	193,495
> 2 years and <= 3 years	252,927	194,410
> 3 years and <= 4 years	0	139,131
> 4 years and <= 5 years	365,274	130,402
> 5 years and <= 10 years	36,835,514	30,110,270
> 10 years	495,071,433	436,189,130

cover pool by maturity - retail
Sept 30, 2019



cover pool by maturity - retail
June 30, 2019



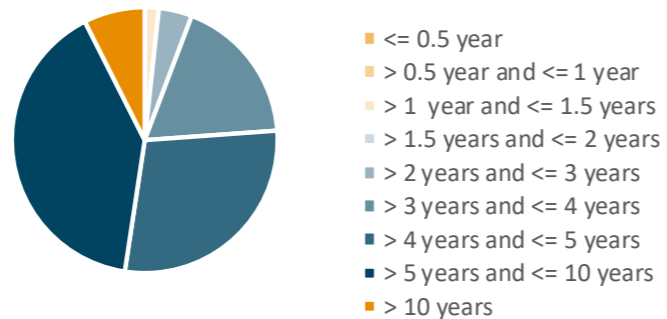
Maturity of cover assets - commercial



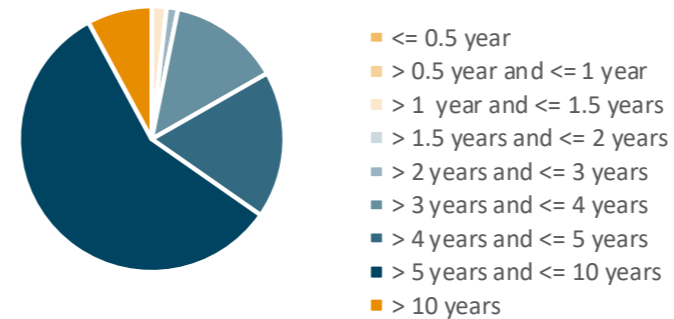
time to maturity of the ecological ESG Pfandbrief related commercial cover assets

	Sept 30, 2019	June 30, 2019
maturity:	cover pool	cover pool
<= 0.5 year	0	0
> 0.5 year and <= 1 year	0	0
> 1 year and <= 1.5 years	9,474,000	9,474,000
> 1.5 years and <= 2 years	0	0
> 2 years and <= 3 years	22,340,247	7,140,000
> 3 years and <= 4 years	99,878,958	70,658,447
> 4 years and <= 5 years	157,577,467	93,388,871
> 5 years and <= 10 years	221,631,814	298,930,907
> 10 years	41,125,000	41,125,000

cover pool by maturity - commercial
Sept 30, 2019



cover pool by maturity - commercial
June 30, 2019

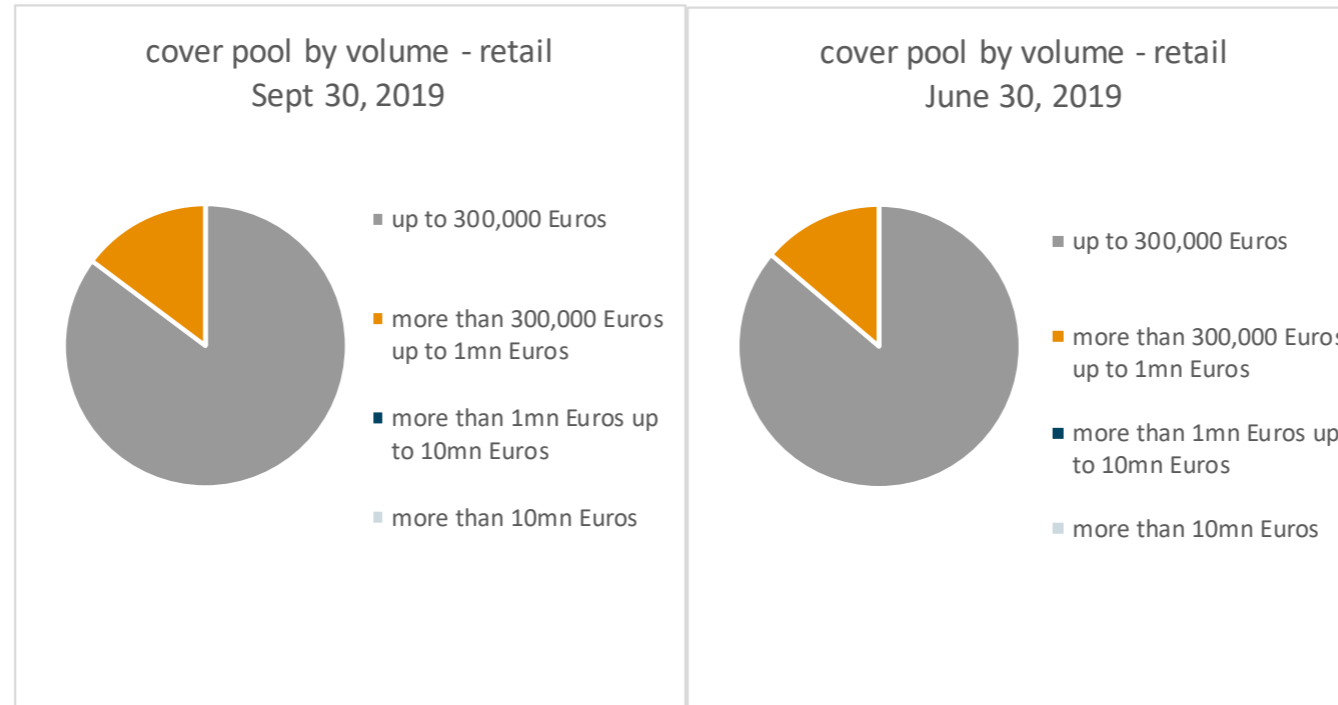


Mortgage loans by volume - retail



retail mortgage loans used as cover assets according to their amount in tranches

	Sept 30, 2019			June 30, 2019		
	€ thousand	in %	Number of loans	€ thousand	in %	Number of loans
up to 300,000 Euros	454,150	85.22	3,932	402,585	86.21	2,381
more than 300,000 Euros up to 1mn Euros	78,762	14.78	200	64,372	13.79	164
more than 1mn Euros up to 10mn Euros	0	0.00	0	0	0.00	0
more than 10mn Euros	0	0.00	0	0	0.00	0
Total	532,913	100.00	4,132	466,957	100.00	2,545

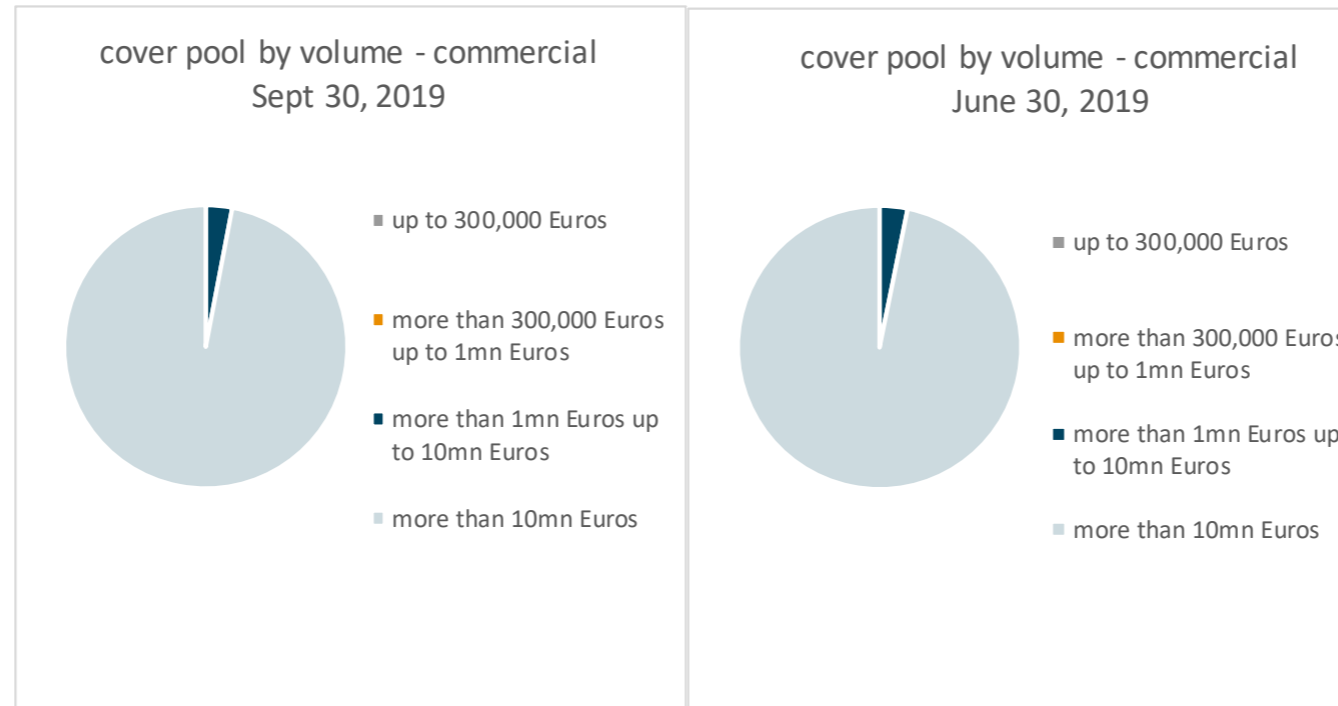


Mortgage loan by volume - commercial



commercial mortgage loans used as cover assets according to their amount in tranches

	Sept 30, 2019			June 30, 2019		
	€ thousand	in %	Number of loans	€ thousand	in %	Number of loans
up to 300,000 Euros	0	0.00	0	0	0.00	0
more than 300,000 Euros up to 1mn Euros	0	0.00	0	0	0.00	0
more than 1mn Euros up to 10mn Euros	16,614	3.01	2	16,614	3.19	2
more than 10mn Euros	535,413	96.99	18	504,103	96.81	16
Total - all states	552,027	100.00	20	520,717	100.00	18



Mortgage loans by region - retail




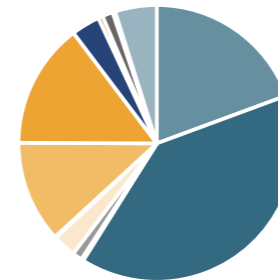
retail cover assets of the ecological ESG Pfandbrief according to their region

Germany	Sept 30, 2019		June 30, 2019	
	€	in %	€	in %
Baden-Württemberg	102,422,630	19.22	90,175,321	19.31
Bavaria	210,833,127	39.56	184,095,381	39.42
Berlin	870,114	0.16	776,360	0.17
Brandenburg	557,200	0.10	336,600	0.07
Bremen	129,600	0.02	129,600	0.03
Hamburg	6,717,149	1.26	5,275,524	1.13
Hesse	14,411,193	2.70	12,555,949	2.69
Mecklenburg-Western Pomerania	833,329	0.16	737,357	0.16
Lower Saxony	61,611,065	11.56	55,290,296	11.84
North Rhine-Westphalia	78,202,499	14.67	68,122,486	14.59
Rhineland-Palatinate	18,141,802	3.40	15,543,470	3.33
Saarland	3,581,852	0.67	2,492,303	0.53
Saxony	7,280,537	1.37	5,752,522	1.23
Saxony-Anhalt	1,398,639	0.26	1,405,398	0.30
Schleswig-Holstein	24,157,028	4.53	22,687,669	4.86
Thuringia	1,764,771	0.33	1,580,602	0.34
Total - all states	532,912,535	100.00	466,956,838	100.00

cover pool retail
by region,
30/09/2019



cover pool retail
by region,
30/06/2019

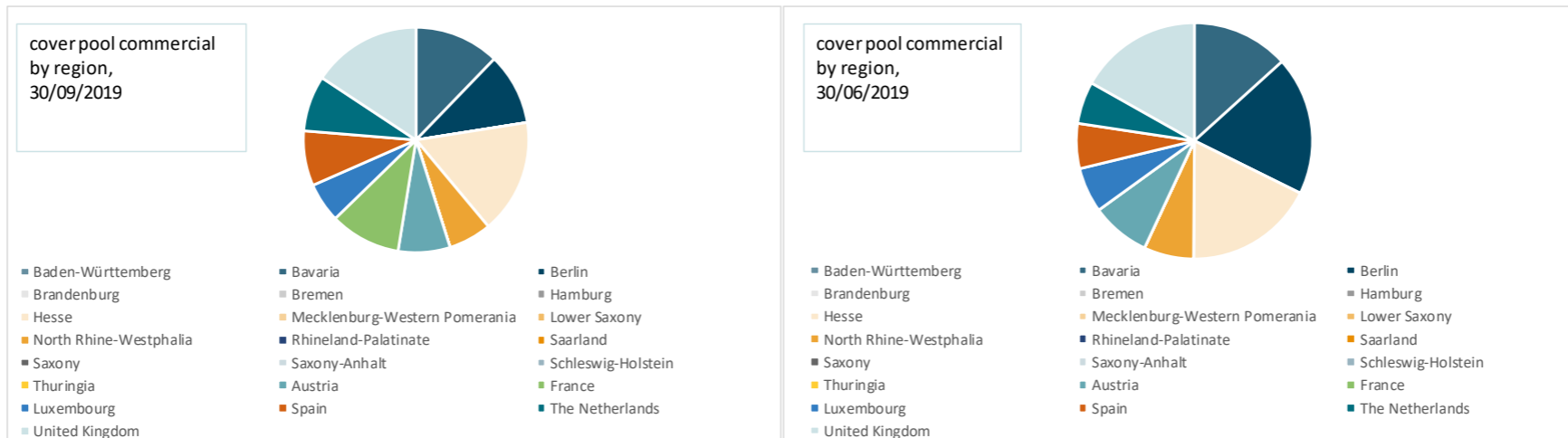


Mortgage loans by region - commercial



commercial cover assets of the ecological ESG Pfandbrief according to their region

Germany	Sept 30, 2019		June 30, 2019	
	€	in %	€	in %
Baden-Württemberg	0	0.00	0	0.00
Bavaria	67,463,542	12.22	67,600,473	12.98
Berlin	56,830,907	10.29	96,730,000	18.58
Brandenburg	0	0.00	0	0.00
Bremen	0	0.00	0	0.00
Hamburg	0	0.00	0	0.00
Hesse	90,541,157	16.40	90,541,157	17.39
Mecklenburg-Western Pomerania	0	0.00	0	0.00
Lower Saxony	0	0.00	0	0.00
North Rhine-Westphalia	34,183,750	6.19	34,743,750	6.67
Rhineland-Palatinate	0	0.00	0	0.00
Saarland	0	0.00	0	0.00
Saxony	0	0.00	0	0.00
Saxony-Anhalt	0	0.00	0	0.00
Schleswig-Holstein	0	0.00	0	0.00
Thuringia	0	0.00	0	0.00
Austria	41,125,000	7.90	41,125,000	7.90
France	56,100,000	10.16	0	0.00
Luxembourg	31,400,000	5.69	31,400,000	6.03
Spain	43,557,600	6.03	31,400,000	6.03
The Netherlands	44,130,000	7.99	29,370,000	5.64
United Kingdom	86,695,529	15.70	85,649,245	16.45
Total - all states	552,027,485	100.00	520,717,226	100.00





Münchener Hypothekenbank eG

Karl-Scharnagl-Ring 10

D-80539 München

Telephone: +49-89-5387-0

Telefax: +49-89-5387-77-5591

Reuters: MHB01

Internet: <http://www.muenchenerhyp.de>

Treasury – Debt Investor Relations

Rafael Scholz rafael.scholz@muenchenerhyp.de

Tel. +49-89-5387-88-5500

Claudia Bärdges-Koch claudia.baerdges-koch@muenchenerhyp.de

Tel. +49-89-5387-88-5520

Sustainability

Dr. Johanna Dichtl johanna.dichtl@muenchenerhyp.de

Tel. +49-89-5387-22-2041

This MATERIAL IS PROVIDED SOLELY FOR INFORMATIONAL PURPOSES AND is not an offer for sale of, or an invitation for the subscription or purchase, of securities offered by THE BANK in the United States or in any other jurisdiction.

Such securities may not be offered, sold or delivered in the United States or to, or for the account or benefit of, US persons (as such terms are defined in Regulations S under the U.S. Securities Act of 1933, as amended (the “Securities Act”)) unless registered under the Securities Act or pursuant to an exemption from such registration. Such securities have not been and will not be registered under the Securities Act. Any offer of such Securities in the United States will only be made by means of an offering circular that will contain detailed information about the Bank and its management, as well as financial statements.

Zukunftsbezogene Aussagen

Die Präsentation enthält zukunftsbezogene Aussagen. Diese zukunftsbezogenen Aussagen basieren auf den derzeitigen Erwartungen und Prognosen der Bank im Hinblick auf zukünftige Ergebnisse und sind mit Risiken, Unsicherheiten und Vermutungen verbunden, die die Bank und ihr Geschäftsfeld betreffen.

Risiken, Unsicherheiten und Annahmen können dazu führen, dass die tatsächlichen Ergebnisse, Leistungen und erreichten Ziele der Bank wesentlich von den durch solche zukunftsbezogenen Aussagen ausdrücklich oder implizit umschriebenen zukünftigen Ergebnisse, Leistungen oder Zielen abweichen können. Darüber hinaus sollten potentielle Investoren beachten, dass Aussagen über in der Vergangenheit liegende Trends und Ereignisse keine Garantie dafür bedeuten, dass sich diese Trends und Ereignisse auch zukünftig fortsetzen werden. Die Bank übernimmt keinerlei Verpflichtung, zukunftsgerichtete Aussagen aufgrund von neuen Informationen, zukünftigen Ereignissen oder aus anderen Gründen öffentlich zu aktualisieren oder zu revidieren.