



MünchenerHyp

---

## Ecological ESG Pfandbrief

Quarterly reporting: 4. Q. 2019



Outstanding ESG Pfandbrief and related cover assets	3
Loan to value ratios	4
Maturity of cover assets	6
Mortgage loan by volume	8
Mortgage loan by region	10
Appendix	12

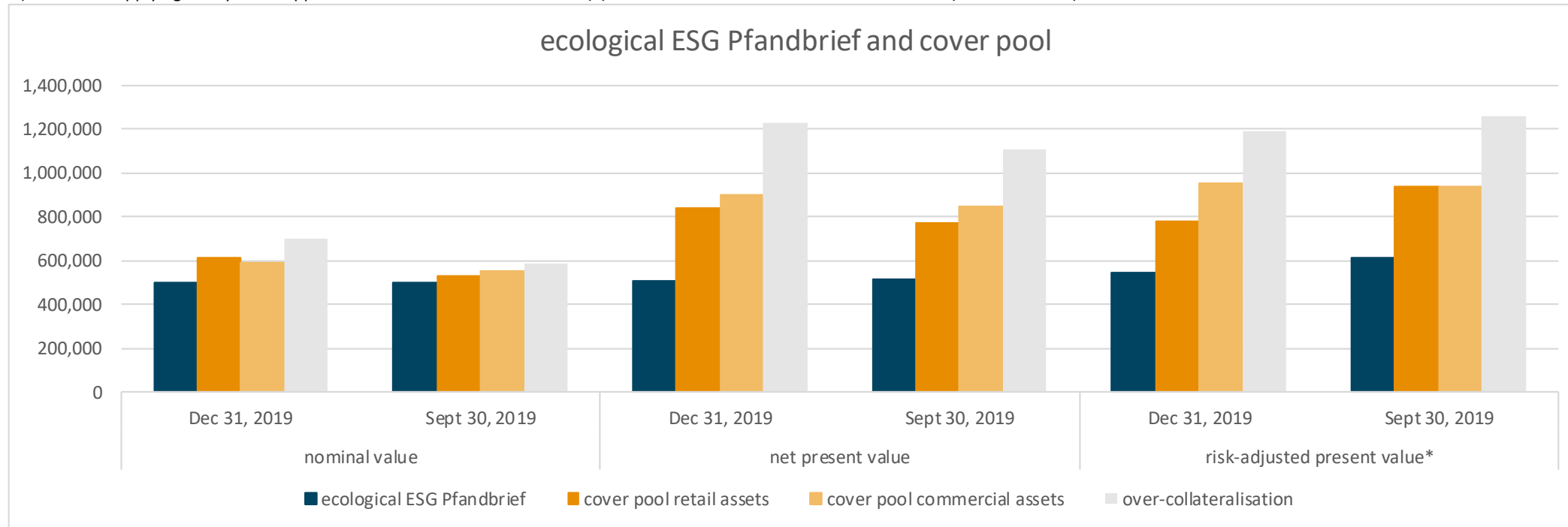
# Outstanding ecological ESG Pfandbriefe and related cover assets



## outstanding ecological ESG Pfandbriefe and related cover assets

€ thousand	nominal value		net present value		risk-adjusted present value*	
	Dec 31, 2019	Sept 30, 2019	Dec 31, 2019	Sept 30, 2019	Dec 31, 2019	Sept 30, 2019
ecological ESG Pfandbrief	500,000	500,000	508,512	515,580	541,936	615,080
cover pool retail assets	610,746	532,913	838,844	776,040	779,428	936,122
cover pool commercial	592,566	552,027	898,765	848,601	950,790	936,425
<b>over-collateralisation</b>	<b>703,312</b>	<b>584,940</b>	<b>1,229,097</b>	<b>1,109,061</b>	<b>1,188,282</b>	<b>1,257,467</b>

\*) stress test applying the dynamic approach in accordance with section 5 (1) no 1 Pfandbrief-Net Present Value Directive (PfandBarwertV)

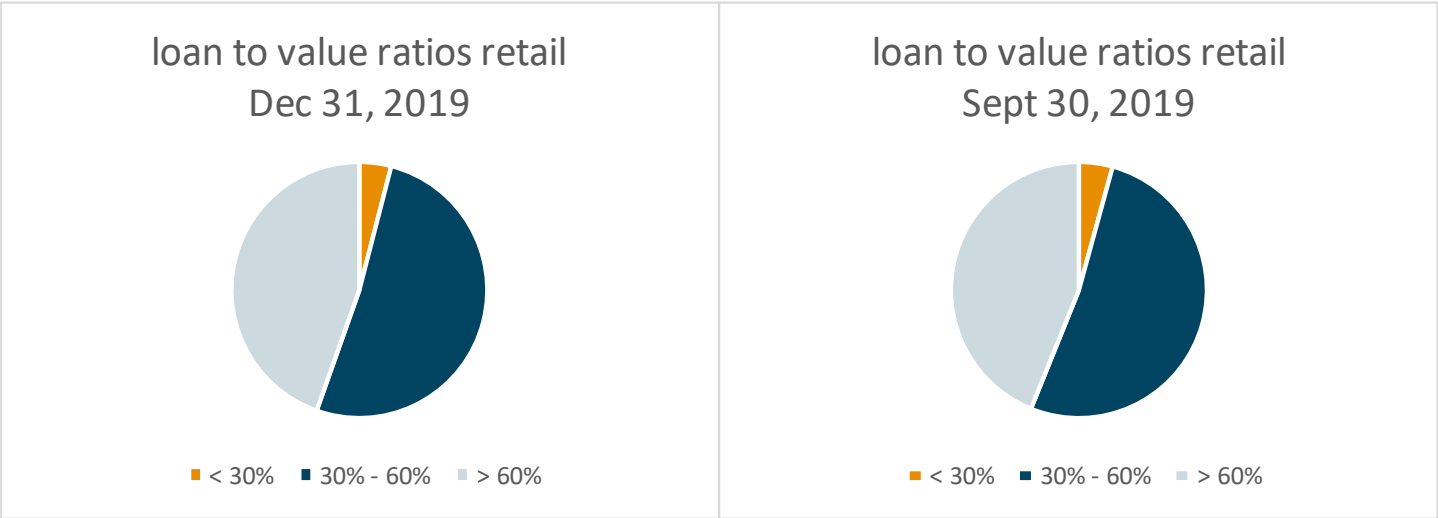


# Loan to value ratios - retail



loan to value ratios - retail

LTV		< 30%	30% - 60%	> 60%
		€ thousand	€ thousand	€ thousand
cover pool €	Dec 31, 2019	24,573	313,905	272,267
	Sept 30, 2019	22,685	276,371	233,856



in the category loan to value >60% only the cover pool eligible part up to 60% is reported

# Loan to value ratios - commercial



loan to value ratios - commercial

LTV		< 30%	30% - 60%	> 60%
		€ thousand	€ thousand	€ thousand
cover pool €	Dec 31, 2019	0	86,166	506,400
	Sept 30, 2019	0	86,304	465,724



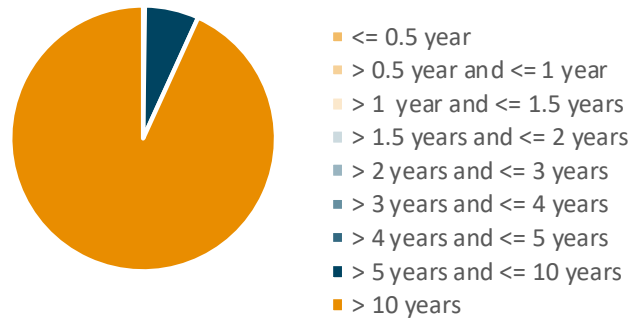
in the category loan to value >60% only the cover pool eligible part up to 60% is reported



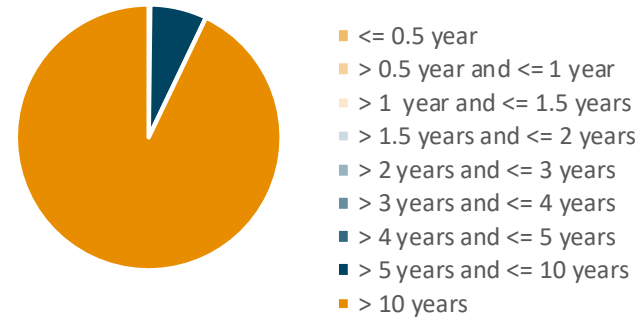
time to maturity of the ecological ESG Pfandbrief related retail cover assets

	Dec 31, 2019	Sept 30, 2019
maturity:	cover pool	cover pool
<= 0.5 year	0	0
> 0.5 year and <= 1 year	0	0
> 1 year and <= 1.5 years	386,869	193,495
> 1.5 years and <= 2 years	0	193,893
> 2 years and <= 3 years	251,048	252,927
> 3 years and <= 4 years	0	0
> 4 years and <= 5 years	637,340	365,274
> 5 years and <= 10 years	40,287,566	36,835,514
> 10 years	569,182,719	495,071,433

cover pool by maturity - retail  
Dec 31, 2019



cover pool by maturity - retail  
Sept 30, 2019



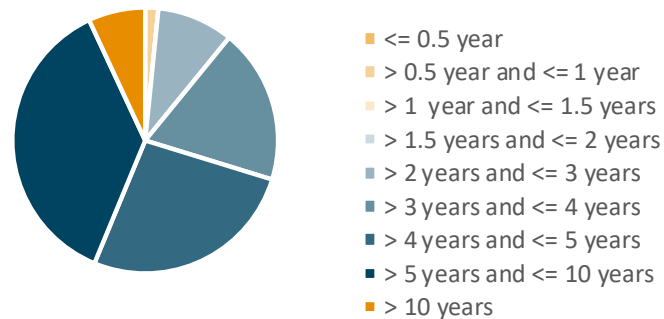
# Maturity of cover assets - commercial



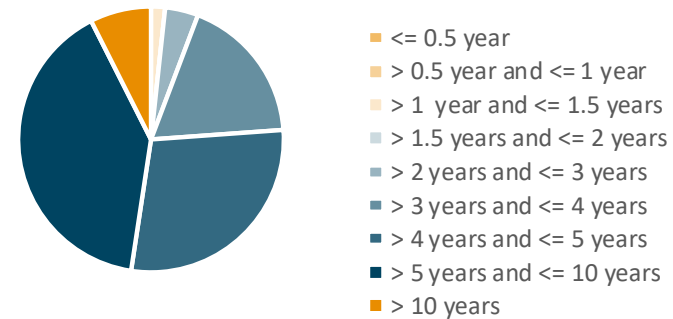
time to maturity of the ecological ESG Pfandbrief related commercial cover assets

	Dec 31, 2019	Sept 30, 2019
maturity:	cover pool	cover pool
<= 0.5 year	0	0
> 0.5 year and <= 1 year	9,474,000	0
> 1 year and <= 1.5 years	0	9,474,000
> 1.5 years and <= 2 years	0	0
> 2 years and <= 3 years	55,166,452	22,340,247
> 3 years and <= 4 years	111,623,039	99,878,958
> 4 years and <= 5 years	157,025,660	157,577,467
> 5 years and <= 10 years	218,151,814	221,631,814
> 10 years	41,125,000	41,125,000

cover pool by maturity - commercial  
Dec 30, 2019



cover pool by maturity - commercial  
Sept 30, 2019

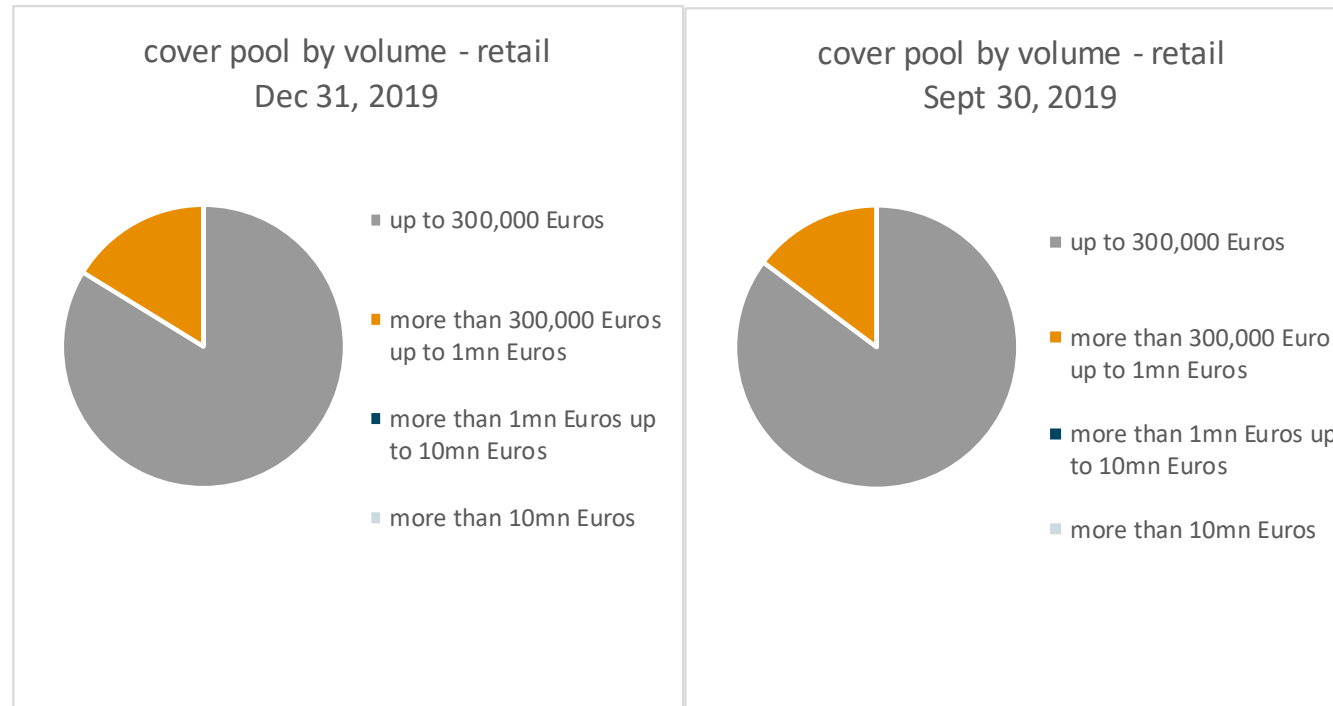


# Mortgage loans by volume - retail



retail mortgage loans used as cover assets according to their amount in tranches

	Dec 31, 2019			Sept 30, 2019		
	€ thousand	in %	Number of loans	€ thousand	in %	Number of loans
<b>up to 300,000 Euros</b>	511,633	83.77	3,017	454,150	85.22	2,677
<b>more than 300,000 Euros up to 1mn Euros</b>	99,112	16.23	247	78,762	14.78	200
<b>more than 1mn Euros up to 10mn Euros</b>	0	0.00	0	0	0.00	0
<b>more than 10mn Euros</b>	0	0.00	0	0	0.00	0
<b>Total</b>	<b>610,746</b>	<b>100.00</b>	<b>3,264</b>	<b>532,913</b>	<b>100.00</b>	<b>2,877</b>



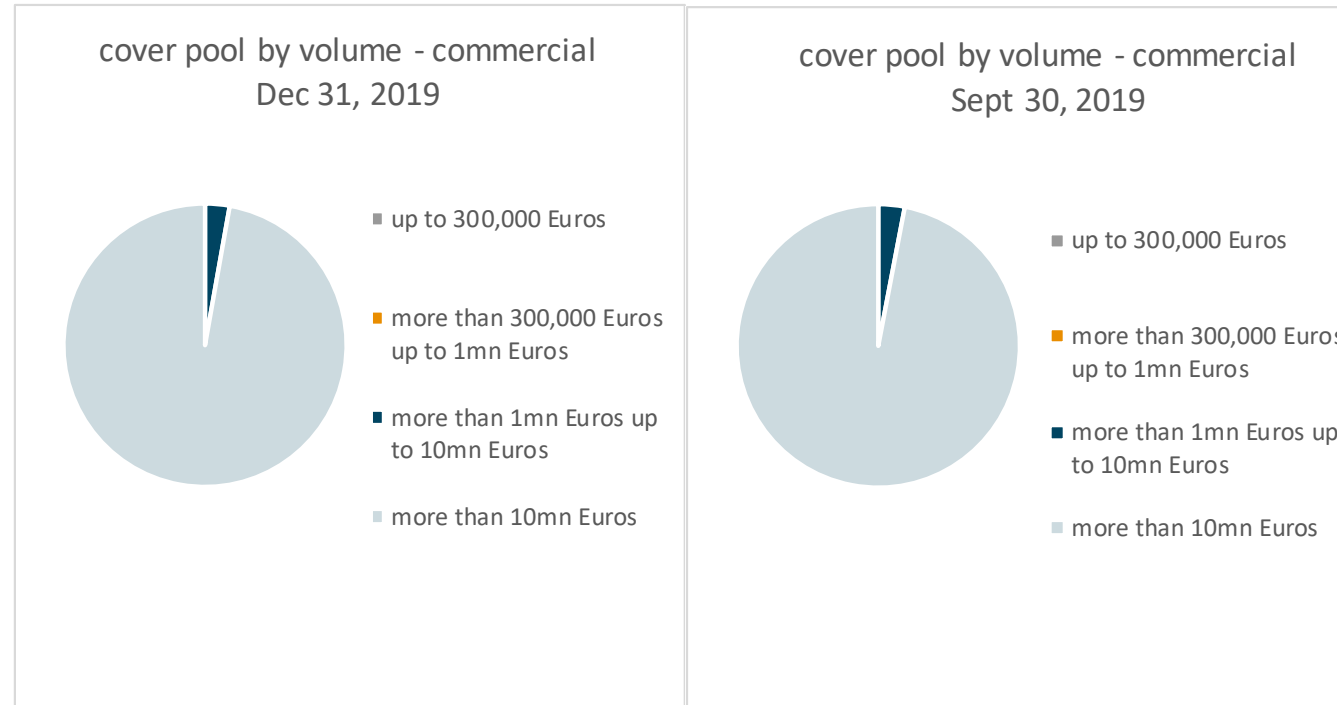


# Mortgage loan by volume - commercial



commercial mortgage loans used as cover assets according to their amount in tranches

	Dec 31, 2019			Sept 30, 2019		
	€ thousand	in %	Number of loans	€ thousand	in %	Number of loans
up to 300,000 Euros	0	0.00	0	0	0.00	0
more than 300,000 Euros up to 1mn Euros	0	0.00	0	0	0.00	0
more than 1mn Euros up to 10mn Euros	16,614	2.80	2	16,614	3.01	2
more than 10mn Euros	575,952	97.20	20	535,413	96.99	18
<b>Total - all states</b>	<b>592,566</b>	<b>100.00</b>	<b>22</b>	<b>552,027</b>	<b>100.00</b>	<b>20</b>



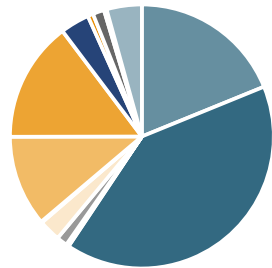
# Mortgage loans by region - retail




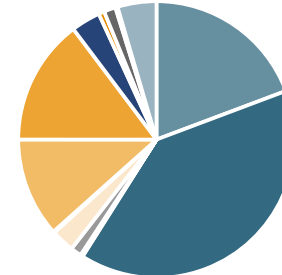
retail cover assets of the ecological ESG Pfandbrief according to their region

Germany	Dec 31, 2019		Sept 30, 2019	
	€	in %	€	in %
Baden-Württemberg	114,679,639	18.78	102,422,630	19.22
Bavaria	246,578,773	40.37	210,833,127	39.56
Berlin	1,117,122	0.18	870,114	0.16
Brandenburg	557,200	0.09	557,200	0.10
Bremen	458,400	0.08	129,600	0.02
Hamburg	7,987,958	1.31	6,717,149	1.26
Hesse	16,186,537	2.65	14,411,193	2.70
Mecklenburg-Western Pomerania	830,286	0.14	833,329	0.16
Lower Saxony	67,820,728	11.10	61,611,065	11.56
North Rhine-Westphalia	89,804,281	14.70	78,202,499	14.67
Rhineland-Palatinate	21,673,992	3.55	18,141,802	3.40
Saarland	4,077,959	0.67	3,581,852	0.67
Saxony	8,534,590	1.40	7,280,537	1.37
Saxony-Anhalt	2,004,652	0.33	1,398,639	0.26
Schleswig-Holstein	26,233,245	4.30	24,157,028	4.53
Thuringia	2,200,181	0.36	1,764,771	0.33
<b>Total - all states</b>	<b>610,745,542</b>	<b>100.00</b>	<b>532,912,535</b>	<b>100.00</b>

cover pool retail  
by region,  
31/12/2019



cover pool retail  
by region,  
30/09/2019

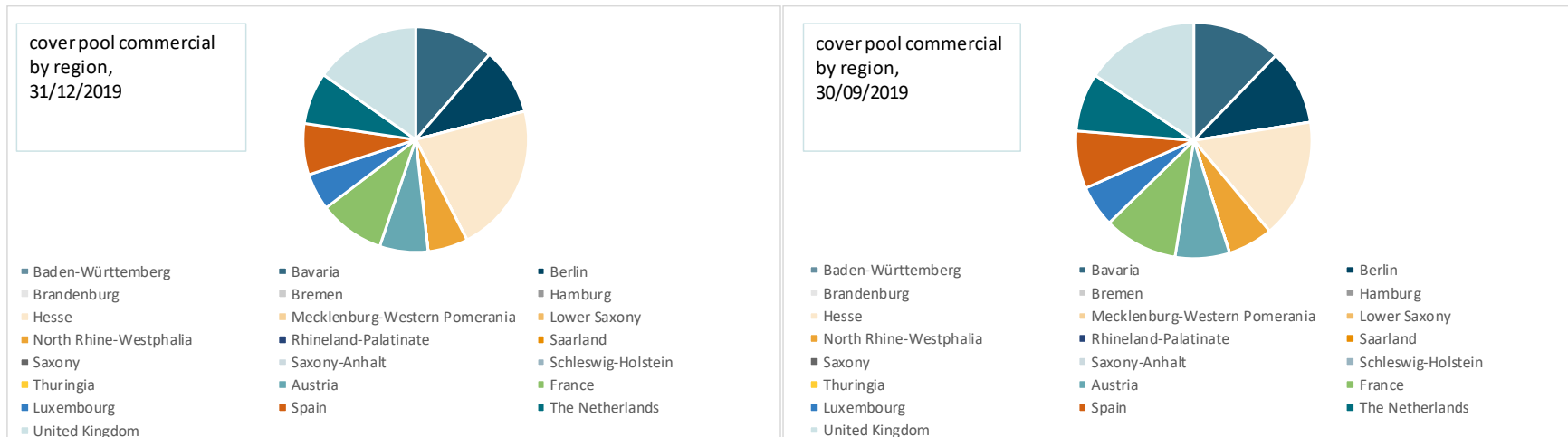


# Mortgage loans by region - commercial



commercial cover assets of the ecological ESG Pfandbrief according to their region

Germany	Dec 31, 2019		Sept 30, 2019	
	€	in %	€	in %
Baden-Württemberg	0	0.00	0	0.00
Bavaria	67,325,660	11.36	67,463,542	12.22
Berlin	56,830,907	9.59	56,830,907	10.29
Brandenburg	0	0.00	0	0.00
Bremen	0	0.00	0	0.00
Hamburg	0	0.00	0	0.00
Hesse	127,543,489	21.52	90,541,157	16.40
Mecklenburg-Western Pomerania	0	0.00	0	0.00
Lower Saxony	0	0.00	0	0.00
North Rhine-Westphalia	34,183,750	5.77	34,183,750	6.19
Rhineland-Palatinate	0	0.00	0	0.00
Saarland	0	0.00	0	0.00
Saxony	0	0.00	0	0.00
Saxony-Anhalt	0	0.00	0	0.00
Schleswig-Holstein	0	0.00	0	0.00
Thuringia	0	0.00	0	0.00
Austria	41,125,000	6.94	41,125,000	7.45
France	56,100,000	9.47	56,100,000	10.16
Luxembourg	31,400,000	5.30	31,400,000	5.70
Spain	43,557,600	7.35	43,557,600	7.89
The Netherlands	44,130,000	7.45	44,130,000	7.99
United Kingdom	90,369,559	15.25	86,695,529	15.70
<b>Total - all states</b>	<b>592,565,965</b>	<b>100.00</b>	<b>552,027,485</b>	<b>100.00</b>





**Münchener Hypothekenbank eG**

**Karl-Scharnagl-Ring 10**

**D-80539 München**

**Telephone: +49-89-5387-0**

**Telefax: +49-89-5387-77-5591**

**Reuters: MHB01**

**Internet: <http://www.muenchenerhyp.de>**

## **Treasury – Debt Investor Relations**

**Rafael Scholz**                      [rafael.scholz@muenchenerhyp.de](mailto:rafael.scholz@muenchenerhyp.de)

**Tel. +49-89-5387-88-5500**

**Claudia Bärdges-Koch**            [claudia.baerdges-koch@muenchenerhyp.de](mailto:claudia.baerdges-koch@muenchenerhyp.de)

**Tel. +49-89-5387-88-5520**

## **Sustainability**

**Dr. Johanna Dichtl**                [johanna.dichtl@muenchenerhyp.de](mailto:johanna.dichtl@muenchenerhyp.de)

**Tel. +49-89-5387-22-2041**

## DISCLAIMER

**IMPORTANT: You must read the following before continuing. By listening and/or attending the presentation you are deemed to have taken notice of the following limitations.**

Münchener Hypothekenbank eG (the “Company”) prepared this document solely for use in connection with this presentation. This presentation does not constitute an offer or invitation to subscribe for, or purchase, any securities issued by the Company and neither this presentation nor anything in it shall form the basis of, or be relied upon in connection with, any contract or commitment whatsoever. This presentation is furnished solely for your information, should not be treated as giving investment advice and may not be printed, downloaded or otherwise copied or distributed.

The information contained in this presentation is not for publication, release or distribution in the United States of America (the “United States”), Australia, Canada or Japan and, subject to certain exceptions, the securities referred to herein may not be offered or sold in the United States, Australia, Canada or Japan or to, or for the account or benefit of, any U.S. person, or any national, resident or citizen of Australia, Canada or Japan. The securities referred to herein may not be offered or sold except pursuant to registration under the U.S. Securities Act of 1933, as amended (the “Securities Act”) or pursuant to an exemption from, or in a transaction not subject to, the registration requirements of the Securities Act. The offer and sale of the securities referred to herein has not been and will not be registered under the Securities Act. There will be no public offer of the securities referred to herein in the United States. The securities referred to herein will be offered only outside the United States in reliance on Regulation S of the Securities Act.

The securities referred to herein are not intended to be offered, sold or otherwise made available to and should not be offered, sold or otherwise made available to any retail investor in the European Economic Area (“EEA”). For these purposes, a retail investor means a person who is one (or more) of: (i) a retail client as defined in point (11) of Article 4(1) of Directive 2014/65/EU (as amended, “MiFiD II”) or (ii) a customer within the meaning of Directive (EU) 2016/97 (as amended, the “Insurance Distribution Directive”), where that customer would not qualify as a professional client as defined in point (10) of Article 4(1) of MiFiD II. No key information document within the meaning of Regulation (EU) No 1286/2014 (as amended the “PRIIPs Regulation”) has been prepared.

This presentation is directed at and/or for distribution in the United Kingdom only to (i) persons who have professional experience in matters relating to investments falling within article 19(5) of the Financial Services and Markets Act 2000 (Financial Promotion) Order 2005 (the “Order”) or (ii) high net worth entities falling within article 49(2)(a) to (d) of the Order (all such persons are referred to herein as “relevant persons”). This presentation is directed only at relevant persons. Any person who is not a relevant person should not act or rely on this presentation or any of its contents. Any investment or investment activity to which this presentation relates is available only to relevant persons and will be engaged in only with relevant persons.

Neither the Company nor any of its directors, officers, employees and advisors nor any other person shall have any liability whatsoever for any direct or indirect losses arising from any use of this presentation. While the Company has taken all reasonable care to ensure that the facts stated in this presentation are accurate and that the opinions contained in it are fair and reasonable, this presentation is selective in nature.

Information contained in this presentation concerning the future development of the Company consists purely of forecasts and assessments and not of definitive facts. These forward-looking statements are based on discernible information, facts and expectations available at the time. They can, therefore, only claim validity up to the date of their publication. Since forward-looking statements are by their nature subject to uncertainties and imponderable risk factors – such as changes in underlying economic conditions – and rest on assumptions that may not occur, or may occur differently, it is possible that the Company’s actual results and development may differ materially from the forecasts. The Company is under no obligation to update forward-looking statements or adapt them to subsequent events or developments. Accordingly, it neither explicitly nor implicitly accepts liability, nor gives any guarantee for the actuality, accuracy or completeness of this data and information.

Any opinions expressed in this presentation are subject to change without notice and neither the Company nor any other person is under any obligation to update or keep current the information contained in this presentation. Persons who intend to purchase securities in the proposed offering are advised to base any decision about such purchase, or solicitation of an offer to purchase, on the information contained in the prospectus prepared by the Company in relation to the securities, which may be different from the information contained in this presentation. Accordingly, any investment decision to purchase or subscribe for any securities of the Company should be made solely on the basis of the information that is contained in the prospectus and no reliance is to be placed on any representations other than those that are contained in the prospectus which, should the Company pursue the transaction, will be available from the Company and published on the website of the Luxembourg Stock Exchange ([www.bourse.lu](http://www.bourse.lu)).