



MünchenerHyp

Ecological ESG Pfandbrief

Quarterly reporting: 3. Q. 2020



Outstanding ESG Pfandbrief and related cover assets	3
Loan to value ratios	4
Maturity of cover assets	6
Mortgage loan by volume	8
Mortgage loan by region	10
Appendix	12

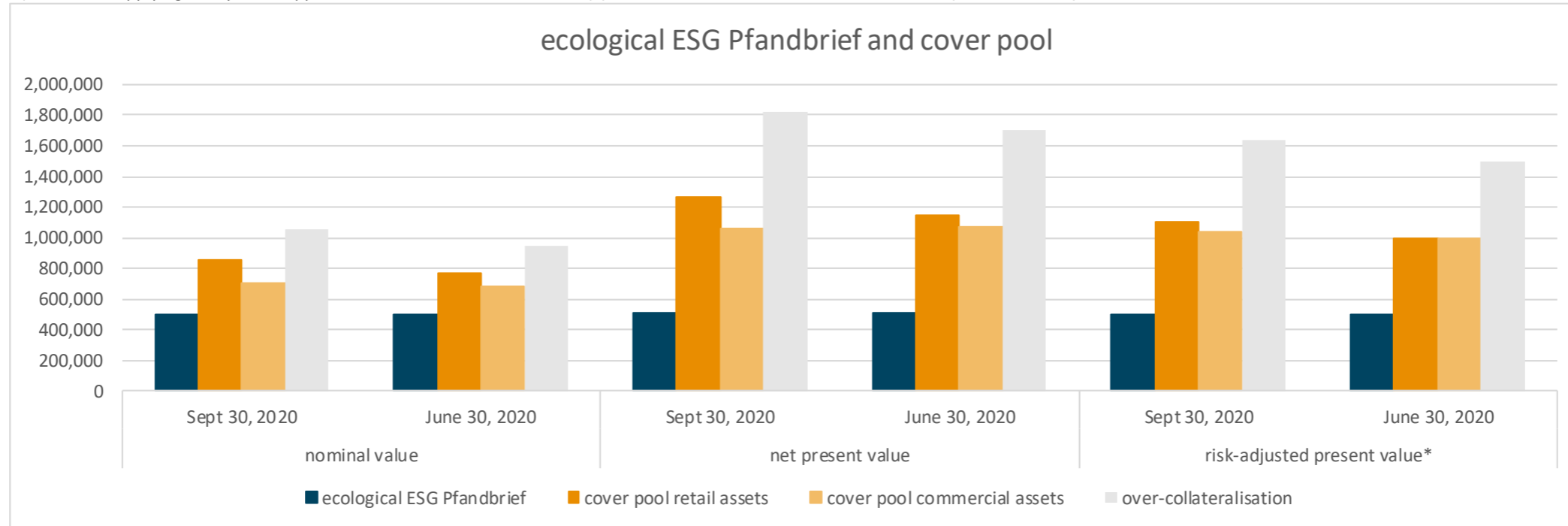
Outstanding ecological ESG Pfandbriefe and related cover assets



outstanding ecological ESG Pfandbriefe and related cover assets

€ thousand	nominal value		net present value		risk-adjusted present value*	
	Sept 30, 2020	June 30, 2020	Sept 30, 2020	June 30, 2020	Sept 30, 2020	June 30, 2020
ecological ESG Pfandbrief	500,000	500,000	511,888	511,888	494,568	494,568
cover pool retail assets	852,411	765,178	1,268,669	1,141,926	1,103,338	992,921
cover pool commercial	700,539	683,462	1,065,526	1,073,092	1,033,858	999,685
over-collateralisation	1,052,950	948,640	1,822,307	1,703,130	1,642,628	1,498,038

*) stress test applying the dynamic approach in accordance with section 5 (1) no 1 Pfandbrief-Net Present Value Directive (PfandBarwertV)

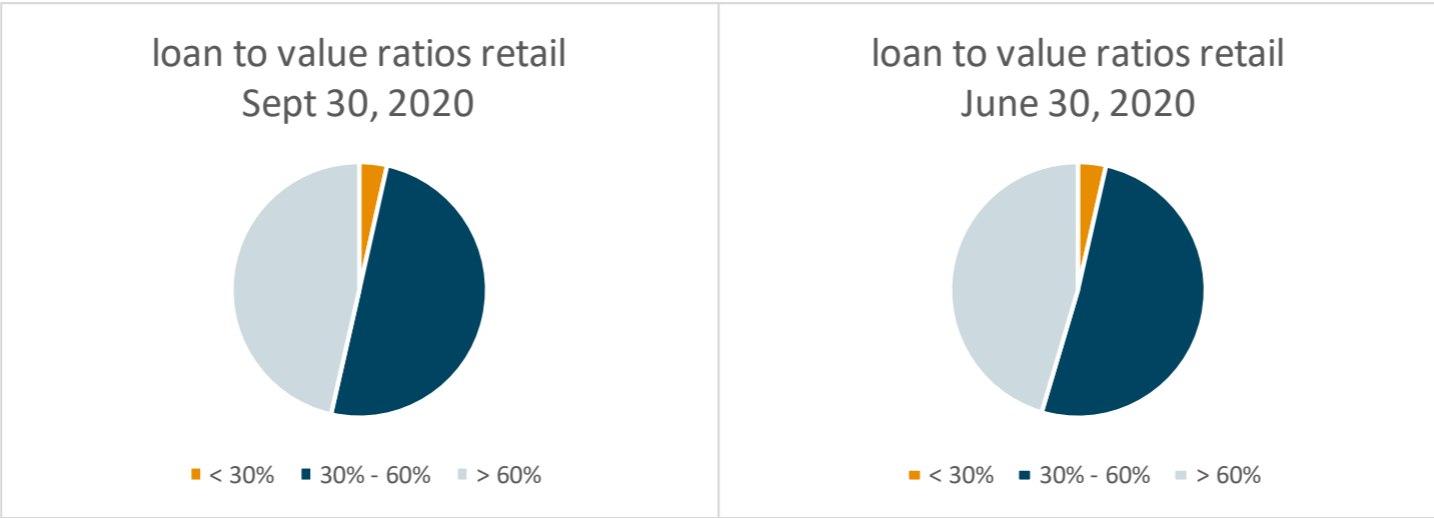


Loan to value ratios - retail



loan to value ratios - retail

LTV		< 30%	30% - 60%	> 60%
		€ thousand	€ thousand	€ thousand
cover pool €	Sept 30, 2020	29,901	426,675	395,835
	June 30, 2020	27,188	390,481	347,509




in the category loan to value >60% only the cover pool eligible part up to 60% is reported

Loan to value ratios - commercial



loan to value ratios - commercial

LTV		< 30%	30% - 60%	> 60%
		€ thousand	€ thousand	€ thousand
cover pool €	Sept 30, 2020	0	85,746	614,793
	June 30, 2020	0	85,887	597,575



in the category loan to value >60% only the cover pool eligible part up to 60% is reported

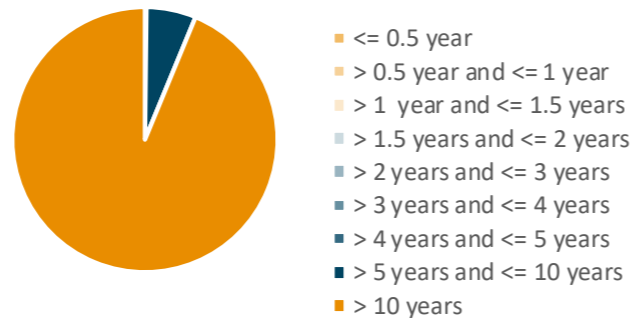
Maturity of cover assets - retail



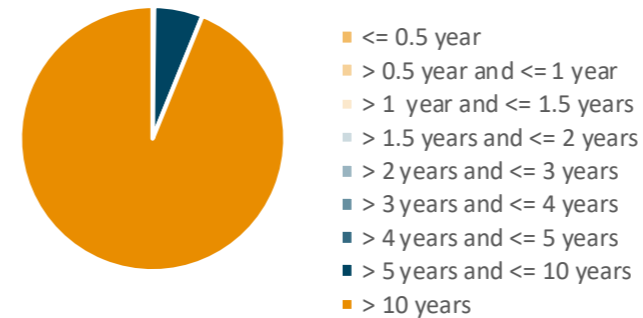
time to maturity of the ecological ESG Pfandbrief related retail cover assets

maturity:	Sept 30, 2020	June 30, 2020
	cover pool	cover pool
<= 0.5 year	193,495	0
> 0.5 year and <= 1 year	191,807	385,826
> 1 year and <= 1.5 years	0	0
> 1.5 years and <= 2 years	137,306	137,673
> 2 years and <= 3 years	375,000	375,000
> 3 years and <= 4 years	237,107	214,057
> 4 years and <= 5 years	368,783	292,200
> 5 years and <= 10 years	51,630,836	45,596,922
> 10 years	799,276,347	718,176,105

cover pool by maturity - retail
Sept 30, 2020



cover pool by maturity - retail
June 30, 2020



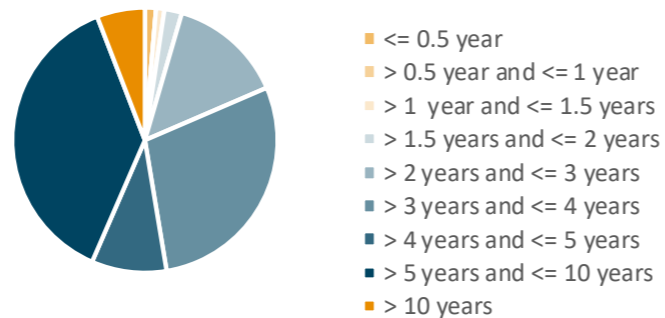
Maturity of cover assets - commercial



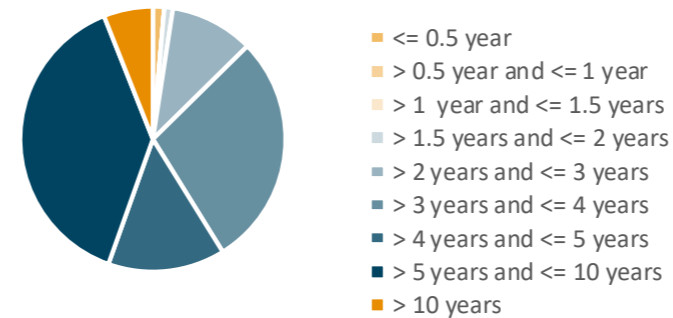
time to maturity of the ecological ESG Pfandbrief related commercial cover assets

maturity:	Sept 30, 2020	June 30, 2020
	cover pool	cover pool
<= 0.5 year	9,474,000	9,474,000
> 0.5 year and <= 1 year	0	0
> 1 year and <= 1.5 years	7,140,000	0
> 1.5 years and <= 2 years	14,970,464	7,140,000
> 2 years and <= 3 years	98,235,647	69,642,404
> 3 years and <= 4 years	202,081,103	195,079,107
> 4 years and <= 5 years	64,066,258	97,609,317
> 5 years and <= 10 years	263,446,814	263,391,814
> 10 years	41,125,000	41,125,000

cover pool by maturity - commercial
Sept 30, 2020



cover pool by maturity - commercial
June 30, 2020

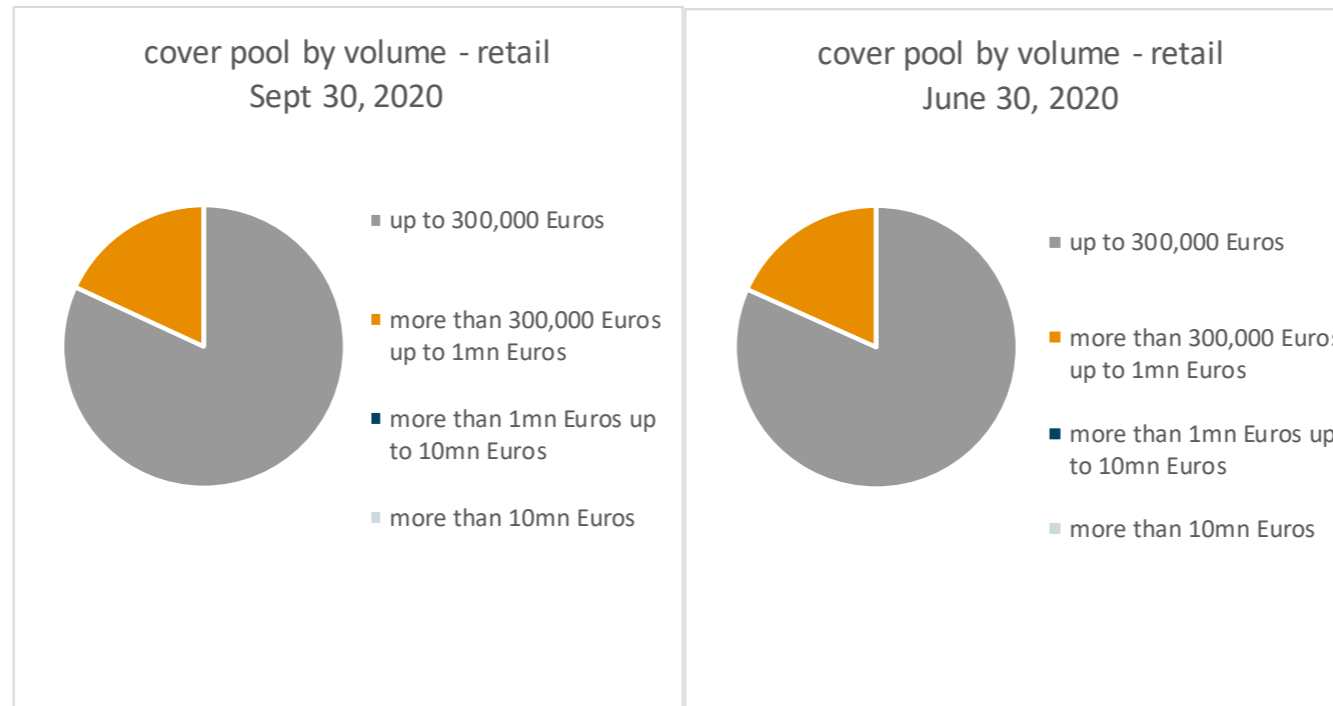


Mortgage loans by volume - retail



retail mortgage loans used as cover assets according to their amount in tranches

	Sept 30, 2020			June 30, 2020		
	€ thousand	in %	Number of loans	€ thousand	in %	Number of loans
up to 300,000 Euros	698,179	81.91	4,058	625,277	81.72	3,659
more than 300,000 Euros up to 1mn Euros	154,232	18.09	390	139,901	18.28	351
more than 1mn Euros up to 10mn Euros	0	0.00	0	0	0.00	0
more than 10mn Euros	0	0.00	0	0	0.00	0
Total	852,411	100.00	4,448	765,178	100.00	4,010

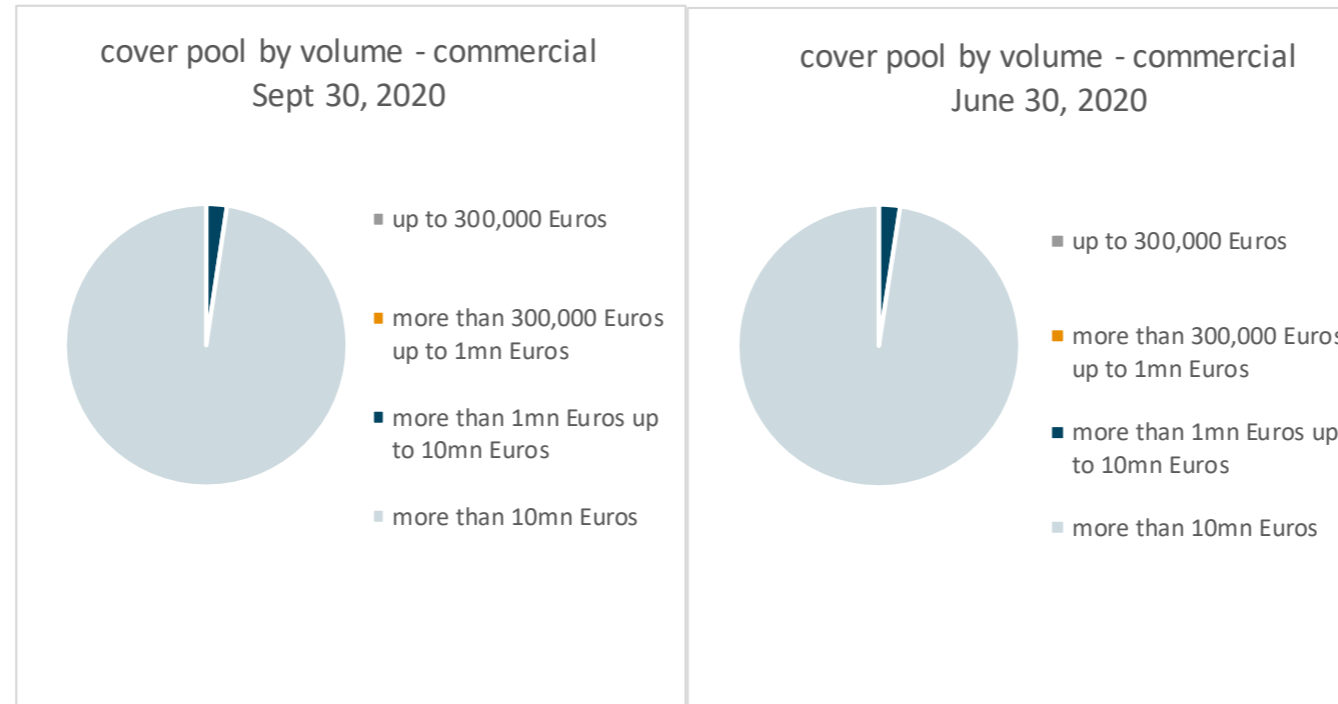


Mortgage loan by volume - commercial



commercial mortgage loans used as cover assets according to their amount in tranches

	Sept 30, 2020			June 30, 2020		
	€ thousand	in %	Number of loans	€ thousand	in %	Number of loans
up to 300,000 Euros	0	0.00	0	0	0.00	0
more than 300,000 Euros up to 1mn Euros	0	0.00	0	0	0.00	0
more than 1mn Euros up to 10mn Euros	16,614	2.37	2	16,614	2.43	2
more than 10mn Euros	683,925	97.63	26	666,848	97.57	25
Total - all states	700,539	100.00	28	683,462	100.00	27



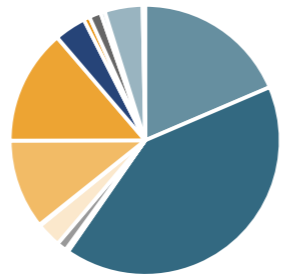
Mortgage loans by region - retail




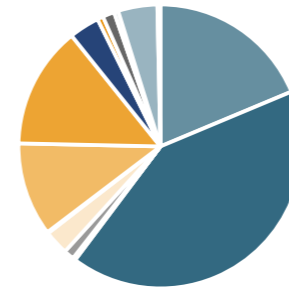
retail cover assets of the ecological ESG Pfandbrief according to their region

Germany	Sept 30, 2020		June 30, 2020	
	€	in %	€	in %
Baden-Württemberg	158,312,622	18.57	143,023,861	18.69
Bavaria	350,171,107	41.08	318,011,890	41.56
Berlin	1,898,220	0.22	1,304,712	0.17
Brandenburg	662,800	0.08	662,800	0.09
Bremen	458,400	0.05	458,400	0.06
Hamburg	10,032,186	1.18	8,986,938	1.17
Hesse	25,128,217	2.95	21,314,543	2.79
Mecklenburg-Western Pomerania	1,272,408	0.15	1,090,028	0.14
Lower Saxony	91,106,761	10.69	81,681,224	10.67
North Rhine-Westphalia	117,344,025	13.77	106,327,383	13.90
Rhineland-Palatinate	32,265,297	3.79	26,441,108	3.46
Saarland	6,171,261	0.72	5,085,957	0.66
Saxony	11,941,588	1.40	10,251,370	1.34
Saxony-Anhalt	4,399,660	0.52	3,702,781	0.48
Schleswig-Holstein	38,617,774	4.53	34,205,705	4.47
Thuringia	2,628,356	0.31	2,629,083	0.34
Total - all states	852,410,681	100.00	765,177,783	100.00

cover pool retail
by region,
30/09/2020



cover pool retail
by region,
30/06/2020

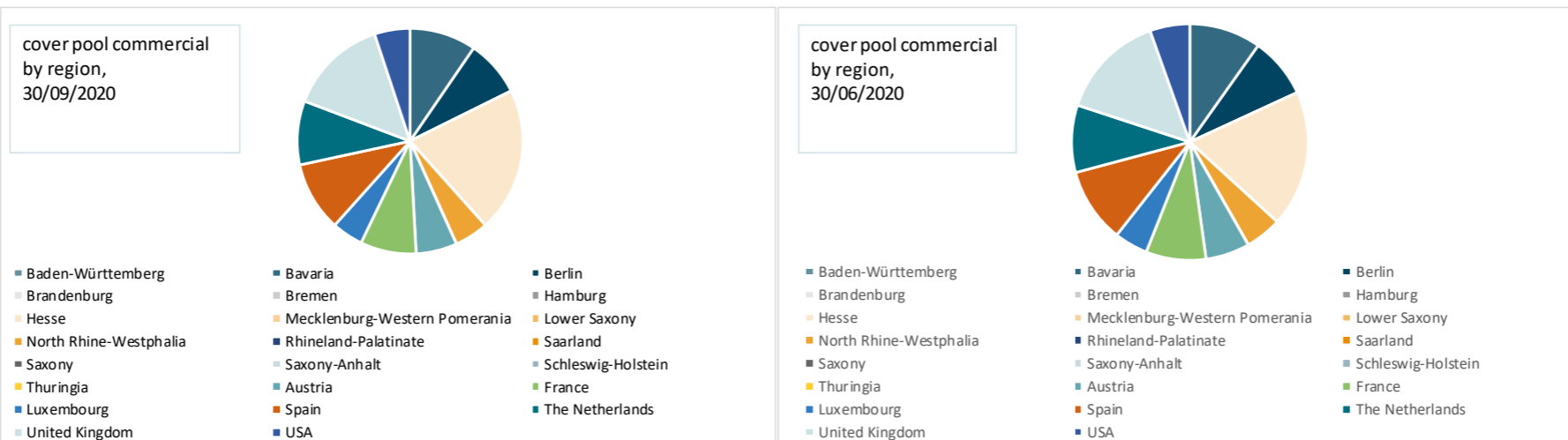


Mortgage loans by region - commercial



commercial cover assets of the ecological ESG Pfandbrief according to their region

Germany	Sept 30, 2020		June 30, 2020	
	€	in %	€	in %
Baden-Württemberg	0	0.00	0	0.00
Bavaria	66,906,237	9.55	67,047,014	9.81
Berlin	56,830,907	8.11	56,830,907	8.32
Brandenburg	0	0.00	0	0.00
Bremen	0	0.00	0	0.00
Hamburg	0	0.00	0	0.00
Hesse	145,178,489	20.72	127,543,489	18.66
Mecklenburg-Western Pomerania	0	0.00	0	0.00
Lower Saxony	0	0.00	0	0.00
North Rhine-Westphalia	34,183,750	4.88	34,183,750	5.00
Rhineland-Palatinate	0	0.00	0	0.00
Saarland	0	0.00	0	0.00
Saxony	0	0.00	0	0.00
Saxony-Anhalt	0	0.00	0	0.00
Schleswig-Holstein	0	0.00	0	0.00
Thuringia	0	0.00	0	0.00
Austria	41,125,000	6.02	41,125,000	6.02
France	56,100,000	8.21	56,100,000	8.21
Luxembourg	31,400,000	4.59	31,400,000	4.59
Spain	69,957,600	10.24	69,957,600	10.24
The Netherlands	64,170,000	9.21	62,970,000	9.21
United Kingdom	99,001,713	14.48	98,993,033	14.48
USA	35,685,591	5.46	37,310,850	5.46
Total - all states	700,539,286	101.48	683,461,642	100.00





Münchener Hypothekenbank eG

Karl-Scharnagl-Ring 10

D-80539 München

Telephone: +49-89-5387-0

Telefax: +49-89-5387-77-5591

Reuters: MHB01

Internet: <http://www.muenchenerhyp.de>

Treasury – Debt Investor Relations

Rafael Scholz rafael.scholz@muenchenerhyp.de

Tel. +49-89-5387-88-5500

Claudia Bärdges-Koch claudia.baerdges-koch@muenchenerhyp.de

Tel. +49-89-5387-88-5520

Sustainability

Dr. Johanna Dichtl johanna.dichtl@muenchenerhyp.de

Tel. +49-89-5387-22-2041

DISCLAIMER

IMPORTANT: You must read the following before continuing. By listening and/or attending the presentation you are deemed to have taken notice of the following limitations.

Münchener Hypothekbank eG (the “Company”) prepared this document solely for use in connection with this presentation. This presentation does not constitute an offer or invitation to subscribe for, or purchase, any securities issued by the Company and neither this presentation nor anything in it shall form the basis of, or be relied upon in connection with, any contract or commitment whatsoever. This presentation is furnished solely for your information, should not be treated as giving investment advice and may not be printed, downloaded or otherwise copied or distributed.

The information contained in this presentation is not for publication, release or distribution in the United States of America (the “United States”), Australia, Canada or Japan and, subject to certain exceptions, the securities referred to herein may not be offered or sold in the United States, Australia, Canada or Japan or to, or for the account or benefit of, any U.S. person, or any national, resident or citizen of Australia, Canada or Japan. The securities referred to herein may not be offered or sold except pursuant to registration under the U.S. Securities Act of 1933, as amended (the “Securities Act”) or pursuant to an exemption from, or in a transaction not subject to, the registration requirements of the Securities Act. The offer and sale of the securities referred to herein has not been and will not be registered under the Securities Act. There will be no public offer of the securities referred to herein in the United States. The securities referred to herein will be offered only outside the United States in reliance on Regulation S of the Securities Act.

The securities referred to herein are not intended to be offered, sold or otherwise made available to and should not be offered, sold or otherwise made available to any retail investor in the European Economic Area (“EEA”). For these purposes, a retail investor means a person who is one (or more) of: (i) a retail client as defined in point (11) of Article 4(1) of Directive 2014/65/EU (as amended, “MiFiD II”) or (ii) a customer within the meaning of Directive (EU) 2016/97 (as amended, the “Insurance Distribution Directive”), where that customer would not qualify as a professional client as defined in point (10) of Article 4(1) of MiFiD II. No key information document within the meaning of Regulation (EU) No 1286/2014 (as amended the “PRIIPs Regulation”) has been prepared.

This presentation is directed at and/or for distribution in the United Kingdom only to (i) persons who have professional experience in matters relating to investments falling within article 19(5) of the Financial Services and Markets Act 2000 (Financial Promotion) Order 2005 (the “Order”) or (ii) high net worth entities falling within article 49(2)(a) to (d) of the Order (all such persons are referred to herein as “relevant persons”). This presentation is directed only at relevant persons. Any person who is not a relevant person should not act or rely on this presentation or any of its contents. Any investment or investment activity to which this presentation relates is available only to relevant persons and will be engaged in only with relevant persons.

Neither the Company nor any of its directors, officers, employees and advisors nor any other person shall have any liability whatsoever for any direct or indirect losses arising from any use of this presentation. While the Company has taken all reasonable care to ensure that the facts stated in this presentation are accurate and that the opinions contained in it are fair and reasonable, this presentation is selective in nature.

Information contained in this presentation concerning the future development of the Company consists purely of forecasts and assessments and not of definitive facts. These forward-looking statements are based on discernible information, facts and expectations available at the time. They can, therefore, only claim validity up to the date of their publication. Since forward-looking statements are by their nature subject to uncertainties and imponderable risk factors – such as changes in underlying economic conditions – and rest on assumptions that may not occur, or may occur differently, it is possible that the Company’s actual results and development may differ materially from the forecasts. The Company is under no obligation to update forward-looking statements or adapt them to subsequent events or developments. Accordingly, it neither explicitly nor implicitly accepts liability, nor gives any guarantee for the actuality, accuracy or completeness of this data and information.

Any opinions expressed in this presentation are subject to change without notice and neither the Company nor any other person is under any obligation to update or keep current the information contained in this presentation. Persons who intend to purchase securities in the proposed offering are advised to base any decision about such purchase, or solicitation of an offer to purchase, on the information contained in the prospectus prepared by the Company in relation to the securities, which may be different from the information contained in this presentation. Accordingly, any investment decision to purchase or subscribe for any securities of the Company should be made solely on the basis of the information that is contained in the prospectus and no reliance is to be placed on any representations other than those that are contained in the prospectus which, should the Company pursue the transaction, will be available from the Company and published on the website of the Luxembourg Stock Exchange (www.bourse.lu).